

# Estimated Dynamic Industry Equilibrium Model with Firing Costs and Subcontracting

Francisca Pérez\*

December 31, 2019

## Abstract

In Chile every permanent worker is entitled to one monthly wage per year of service with a maximum of eleven wages in case of dismissal. To regain flexibility this has triggered a widespread use of subcontracting. To assess the “true costs” of the regulation, I estimate a dynamic industry equilibrium model in which firms optimally choose the division labor between subcontracted workers that are totally flexible, and permanent workers that entail tenure-dependent firing costs. To overcome the potential costs of dismissing workers, firms hire permanent workers only up to the point where their expected firing costs equal the wage premium on subcontracted workers. Hence, firms’ use of subcontracted workers is decreasing in their relative cost and increasing in the volatility of shocks. I use a simulated method of moments by fitting plant-level employment dynamics and the size distribution in the manufacturing sector in Chile. I use data from the Chilean Annual National Manufacturing Survey, which reports permanent and subcontracted workers in the establishment where they physically work.

I find that severance payments are equivalent to seven monthly wages, and that workers get tenure after four years. Firms are willing to pay a “subcontracting wage premium” of 10% to substitute for hiring permanent workers. A naive researcher willing to estimate firing costs without considering the subcontracting margin of adjustment, would conclude that the Chilean labor market is rather flexible. Allowing firms to subcontract in a heavily regulated environment increases output, employment and productivity; firms respond more aggressively to productivity shocks, which enhances the allocation of labor across firms and hence total factor productivity. Removing the regulation leads in steady state to an increase in average labor productivity around 1%. Restricting the use of subcontracting to improve working conditions will lead to a decrease in total output, employment and productivity.

**Keywords:** Firing costs; employment protection legislation; subcontracting; firm dynamics; labor reallocation

---

\*University of Chile. Address: Diagonal Paraguay 257, Torre 26, Oficina 1401, Santiago, Chile. Email: mperezve@fen.uchile.cl

# 1 Introduction

In many countries labor markets are constrained by strict employment protection legislation (EPL), and especially dismissal regulation, that protects workers against arbitrary actions, and give them higher job stability in the face of adverse economic conditions.<sup>1</sup> Even though these regulations are necessary in some cases or may have positive effects,<sup>2</sup> they raise firms' workforce adjustment costs, distorting the efficient allocation of labor across firms while decreasing aggregate productivity (Alvarez and Veracierto, 2001; Hopenhayn and Rogerson, 1993; Poschke, 2009; Samaniego, 2006; Veracierto, 2001). To reintroduce flexibility, employers have increasingly turned to temporary contracts with less stringent rules regarding dismissals. This type of contracts offers a buffer stock to firms insulating permanent workers from employment adjustment in response to idiosyncratic shocks (Bentolila and Dolado, 1994; Boeri, 2011; Houseman, 2001; Saint-Paul, 1996; ?; Pierre and Scarpetta, 2013). In turn, they increase temporary workers' instability and might impact their productivity.<sup>3</sup> As firms increasingly rely on contingent workers economic analysis needs to take into account this margin of adjustment to properly assess the scope of EPL. This paper provides a basic framework to perform such analysis.

A variety of evidence points to a significant increase of nontraditional staffing arrangements worldwide, in particular, with regards to subcontracting.<sup>4</sup> Subcontracting is a form of temporary employment in which a firm ('main firm') sublets to a business service firm or temporary help agency ('subcontract firm') the performance of tasks or works, complete or partially, with its own dependent employees at the customer's worksite. When firms subcontract tasks to other firms, the employer of record for the worker performing the task changes, and the responsibility for all employment liabilities is trespassed to the subcontract firm. This way the main firm avoids hiring and recruiting costs, potential costs of dismissal or unemployment insurance costs, and gains flexibility to terminate workers' contracts at will (Autor, 2003; Dertouzos and Karoly, 1992; Masters and Miles, 2002; Polivka, 1996). But why then firms do not subcontract their entire workforce to circumvent firing costs and reintroduce flexibility? The hypothesis explored in this paper is that subcontractors' charges are higher than

---

<sup>1</sup>EPL usually regulates unfair dismissals, dismissals for economic reasons, mandatory severance payments, the use of fixed-term contracts, and minimum advance notice period in case of impending dismissal.

<sup>2</sup>Alvarez and Veracierto (2001) argue that in an economy with imperfect insurance markets and search frictions severance payments may be welfare improving. In a different vein, Feldstein (1976), and more recently, Blanchard and Tirole (2008) and Cahuc and Zylberberg (2008) claim that there is excess layoff of workers when employers have no incentives to internalize the social cost of their firing decisions.

<sup>3</sup>Temporary contracts generate a trade-off between flexibility and productivity gains as they reduce the workers' probability of receiving employer-paid training (?) and their effort when the probability of becoming a permanent workers is low (Dolado and Stucchi, 2008).

<sup>4</sup>Accurately measuring workers engaging in subcontracting in traditional data sets is challenging and hence the evidence is still scarce. Katz and Krueger (2019) conduct their own survey for the US economy to overcome these data limitations. They report a rise in the incidence of alternative work arrangements from 10.7% in 2005 to 15.8% in 2015, whereas the fastest growing category of nonstandard work involves subcontracting that reached 3.1% in 2015 from 1.4% in 2005. Similarly, Goldschmidt and Schmieder (2017) document a trend towards increasing reliance on outsourcing for Germany in the past three decades.

the firm’s own production costs. Thus, firms still hire permanent workers even when subcontracted workers do not entail firing costs.

Few papers have studied labor market outcomes when permanent workers are subject to firing costs and firms can endogenously choose to use temporary workers as an alternative.<sup>5</sup> As the presence of dismissal costs raise firms’ adjustments costs, they have incentives to distort their production choices towards the more flexible input, thus substituting across groups of workers or type of contracts. Moreover, firms exposed to higher volatility in idiosyncratic shocks, employ temporary workers in a larger proportion as they need to adjust labor more frequently and are more constraint by dismissal costs.<sup>6</sup> In other words, temporary workers serve as a flexible buffer for times of uncertainty or for demand fluctuations.<sup>7</sup> This idea is captured in Figure 1 which shows a positive relationship between establishments’ use of subcontracted workers (measured by their share of establishments’ workforce) and sales’ volatility for the manufacturing industry in Chile. Consistent with subcontracted workers’ role as a volatility buffer, permanent workers’ fluctuations are smoother and less frequent than fluctuations in temporary workers.<sup>8</sup> As observed in Figure 2, a large proportion of manufacturing plants that report mild or no changes in permanent employment per year coexists with many more plants adjusting subcontracted employment sharply. For instance, the share of plants changing permanent employment by less than 10% in a year is around 48%, whereas the share of plants adjusting subcontracting more than 50% is close to 62%.<sup>9</sup>

If the use of temporary workers is indeed an equilibrium response of firms to accommodate short-term employment fluctuations and (re)introduce flexibility when permanent workers are subject to firing costs, we can use the underlying information in the trade-off between both types of workers to estimate firms’ cost of the employment protection regulation. To overcome the potential costs associated with dismissing permanent works, firms hire permanent workers only up to the point where their expected firing costs equal the wage premium on subcontracted workers. This way they buffer the regular workforce from economic fluctuations, smoothing the flow of inside workers at the expense of an increase in subcontracted employment volatility. Even when subcontractors’ charges are higher than

<sup>5</sup>Alonso-Borrego, Fernández-Villaverde, and Galdón-Sánchez (2005); Alvarez and Veracierto (2012); Cao, Shao, and Silos (2011); Paolini and Tena (2011); Tejada (2017)

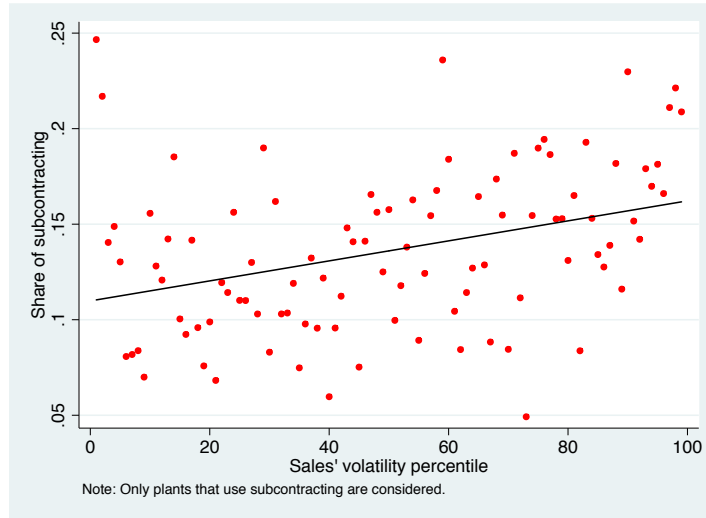
<sup>6</sup>Micco and Pages (2006), Cingano, Leonardi, Messina, and Pica (2010) and Haltiwanger, Scarpetta, and Schweiger (2014) show strict employment protection legislation constrains firms more strongly in sectors where idiosyncratic shocks have a larger variance.

<sup>7</sup>Other leading explanation on the role of temporary employment is that they may serve as a springboard to a stable and permanent job: 1) more able workers may use temporary jobs to signal their skills by making themselves available for screening; 2) temporary jobs may provide an opportunity to get additional human capital, social contacts and information about vacancies (Autor, 2001; Ichino, Mealli, and Nannicini, 2008; Jahn and Rosholm, 2013).

<sup>8</sup>For a theoretical discussion on the impact of temporary workers on regular workers’ job stability see Saint-Paul (1996). For empirical evidence using German data see Hirsch (2016).

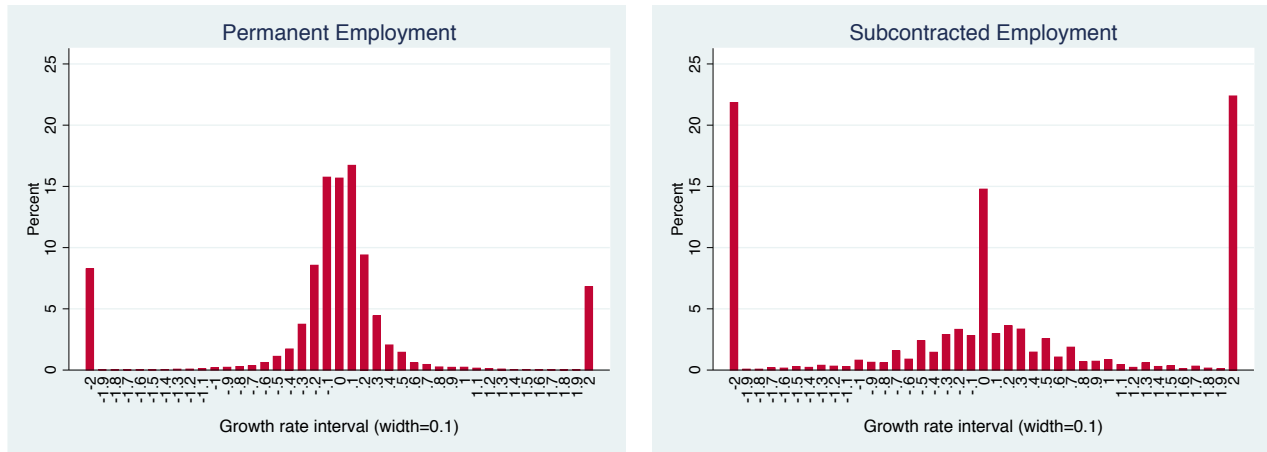
<sup>9</sup>For subcontracted employment “exits” ( $g_{it} = -2$ ) and “entries” ( $g_{it} = +2$ ) do not necessarily correspond to plants that effectively entered or exit the market as is the case with permanent employment. These are also plants that start using subcontracted workers this period after not having employed any the previous period (entry), and plants that fired all their subcontracted workers after having employed some the previous period (exit). Further, these periods of sharp adjustment are usually followed by long periods of inaction.

**Figure 1:** Establishments Sales Volatility and Share of Subcontracting



Notes: the figure shows the average share of subcontracted workers in an establishment by decile of sales volatility. Source: ENIA.

**Figure 2:** Distribution of Employment Growth Rate



Notes: the figure represents the fraction of plants expanding (contracting) at different growth rate intervals (as measured in the horizontal axis). Growth rate is computed according to the standard [Davis and Haltiwanger \(1992\)](#) definitions:  $g_{it} = (x_{it} - x_{it-1}) / (0.5 * (x_{it} + x_{it-1}))$ , where  $x_{it}$  is the number of employees (subcontracted or permanent) in plant  $i$  at time  $t$ . The bars to the right of the origin correspond to job creation and to the left to job destruction. At the center, the proportion of plants for which employment remains unchanged, and exits (entries) correspond to the left (right) endpoint.

Source: ENIA.

the firm's own production costs, high firing costs on permanent workers shifts labor demand towards more subcontracted workers. This implies that firms' use of subcontracted workers is decreasing in their relative cost and increasing in demand volatility. This mechanism allows us to obtain from the data an estimation for permanent workers' firing costs and the "wage premium" firms are willing to pay to substitute away from this type of workers. Also, we can derive the policy implications and the impact on macroeconomic aggregates of different reforms aimed at restricting the use of temporary contracts.

For this purpose I set up an industry equilibrium model in the tradition of [Hopenhayn and Rogerson \(1993\)](#) with heterogeneous firms and endogenous entry and exit, where firms can hire two types of workers: temporary workers that are totally flexible, and permanent workers that entail tenure dependent firing costs. Since increasing current employment determines firms' future firing costs, the existence of firing costs transforms the firms' problem into a non-trivial intertemporal one. Both types of workers are perfect substitutes in production, but permanent workers are relatively less expensive as temporary workers' charges are higher than the firm's own production costs. Hence, firms can either hire permanent workers and bear the potential adjustment costs in case of dismissal, or afford to pay a wage premium on temporary workers and benefit from the flexibility of terminating their contracts at zero cost.<sup>10</sup>

For the estimation, I set the model in partial equilibrium and use the Annual National Manufacturing Survey (ENIA for its initials in Spanish) conducted by the National Institute of Statistics of Chile (INE), which contains detailed information on temporary workers, in particular, subcontracted workers, for more than 10,000 plants for the span of seven years. Since the model proposed in this paper has no closed-form solution I use a simulated method of moments, and optimally choose the parameters of the model to reproduce a set of moments that combine time-series employment dynamics, and cross-sectional industry characteristics. By studying permanent and subcontracted employment dynamics, I am able to measure the costs for the firms of adjusting permanent workers, and the wage premium on subcontracted workers that they are willing to pay to substitute for permanent workers. The results for the model estimations show that to match plant-level employment dynamics in the manufacturing sector in Chile subcontracted workers are needed. Put differently, a model that ignores this adjustment margin yields firing costs that are too low and very much at odds with empirical data. Finally, I embed my estimated model in a general equilibrium framework to quantify the aggregate costs of the regulation, and the potential benefits of removing it. Also, I measure the gains from subcontracted workers as a substitute for hiring workers when firms face strict job security regulations.<sup>11</sup>

---

<sup>10</sup>When temporary workers' charges are large enough and all permanent workers are subject to firing costs, the employment protection system studied in this paper reduces exactly to the separation tax regime analyzed by [Hopenhayn and Rogerson \(1993\)](#).

<sup>11</sup>One road for future research would be to make workers risk averse and unable to ensure themselves against employment and consumption risk. Doing this I would be able to perform welfare estimations, as well as to examine the degree of "smoothing" that employment protection induces. This would require to model and track individual agents' distribution over asset holding and employment.

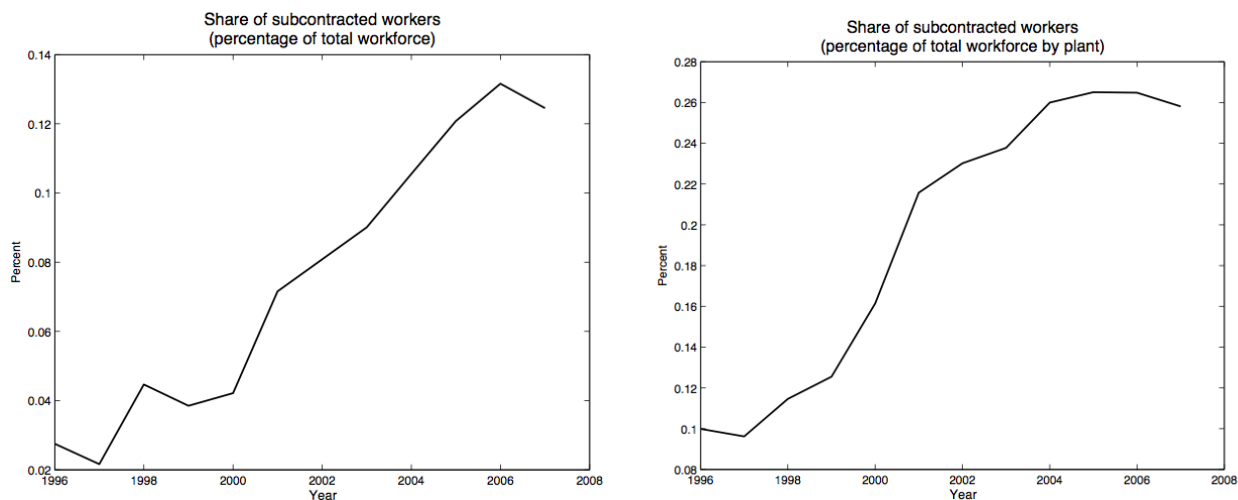
Chile provides a particularly interesting setting to investigate the interactions between firing costs and subcontracted workers, and the aggregate effects of both policies. First, ENIA provides a complete enumeration at the establishment-level of employees working in the manufacturing industry independently on whether they are permanent workers or provided by contract firms; workers are counted in the establishment where they physically perform their tasks or job. Even when the employer of record of the subcontracted worker is the ‘subcontract firm’, ENIA will report her as an ‘employee’ of the ‘client firm’, where she actually performs the task or work. Hence, ENIA is an exceptional resource for identifying the effects of dismissal costs on how firms endogenously adjust their labor inputs and optimal choose the division of labor between permanent and subcontracted workers and represents a huge advantage over administrative data.

Second, for many years, the country carried out asymmetric labor market reforms introducing a two-tier system; supporting job security provisions that penalized job destruction by imposing sizable tenure-dependent severance payments, while maintaining subcontracting practically deregulated. The simultaneous use of strong job security provisions for permanent contracts, and lax regulation on subcontracted workers is clearly contradictory, and raises important questions regarding the combined effect of both instruments on employment, and the desirability of such a policy from a normative perspective. In spite of these concerns, few papers have studied labor market outcomes when the use of subcontracted workers is an equilibrium outcome in the labor market, and the impact on aggregate outcomes. The aim of this paper is to contribute to this discussion from a theoretical and empirical perspective.

Third, there has been a significant growth of flexible staffing arrangements in Chile, in particular, with regard to subcontracting. Between 1996 and 2007, plants’ use of subcontracted workers skyrocketed; in 2007, 12% of the plants use subcontracted workers (up from 3% in 1996), while among the plants that use subcontracted workers, around 3 out of 10 workers per plant were subcontracted (up from 1 out of 10 in 1996) (see Figure 3). It is interesting to note that even when this modality of employment initially emerged in routine- and low-skilled occupations such as janitorial and security services, now it is present in key value-adding functions, such as logistics and accounting services, and high-skilled production-related occupations such as engineer and drafting services. Between 2001 and 2007, plants subcontracted on average 25 workers out of every 100, where blue-collar production workers, and engineer and drafting services were the occupations that gathered the largest number of subcontracted workers (See Table 1). During this period, these were also the occupations that experienced the largest increase (see Figure 4). This echoes the fact that the form that subcontracted work adopted in Chile is not the “specialized” one, where establishments subcontract skills they lack for their business. Instead, plants in Chile subcontract activities regarded as central to the business function, and subcontractors works in the premisses of the main firm, with machinery, inputs and raw materials also provided by the main firms.

To anticipate my results, I find that severance payments in the manufacturing sector in Chile are equivalent to seven monthly wages, and that workers get tenure after 4 years in the job. Further, firms are willing to pay a rather large wage premium of 10% on subcontracted workers to substitute

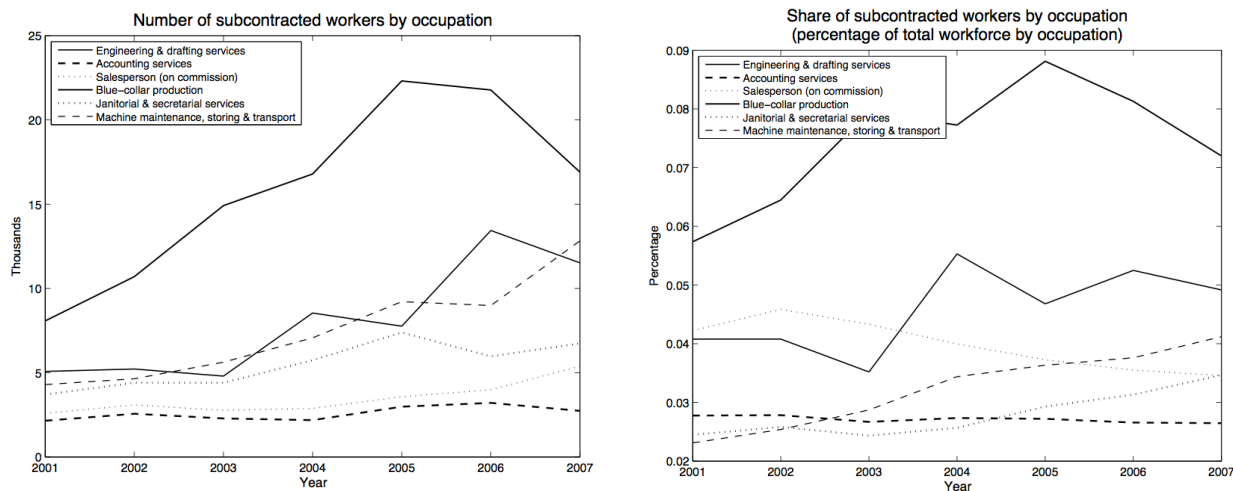
Figure 3: Evolution of Subcontracted Work in Chile



Notes: the figures show the percentage of total workforce by year (on the left) and the share of subcontracted workers as a percentage of total workforce by plant (on the right).

Source: ENIA.

Figure 4: Subcontracted Work by Occupation in Chile



Note: the figures show the total number of subcontracted workers by occupation (on the left) and the share of subcontracted workers as a percentage of the plant's workforce by occupation (on the right). Source: ENIA.

**Table 1:** Share of Subcontracted Workers by Occupation

	Average 2001-2007
Engineering & drafting services	4.6
Accounting services	2.7
Salesperson (on commission)	4.0
Janitorial & secretarial services	2.8
Blue-collar production	7.4
Machine maintenance, storing & transport	3.2
<b>Total</b>	<b>24.7</b>

Notes: the table reports the share of subcontracted workers by occupation as percentage over total workforce by plant. The figures are computed averaging across the  $N$  plants and then over the  $T$  periods. Source: ENIA.

for hiring workers, and be able to buffer the regular workforce from economic fluctuations. A naive researcher wanting to estimate firing costs in Chilean manufacturing plants without noticing that firms subcontract to substitute for hiring workers, would conclude that firing costs are substantially lower in the economy (i.e. between one and four months' wages), and that on average workers get tenure after approximately 3 year on the job. Similarly, this reasearcher would infer that the Chilean labor market is rather flexible.

The main finding of the paper is that allowing firms to subcontract workers in a heavily regulated environment increases output, employment and productivity. To overcome the potential costs associated with dismissing permanent workers, firms subcontract as a substitute for hiring workers to buffer the regular workforce from economic fluctuations. This way firms smooth out permanent employment fluctuations at the expense of an increase in subcontracted employment volatility. Provided subcontractors' charges are small relative to adjusting inside workers, subcontracting workers is an attractive alternative for the firms to cover peak demand or productivity shocks. When firms can subcontract they respond more aggressively to productivity shocks, which enhances the allocation of labor across firms and hence total factor productivity (TFP). In this context, the negative effects of firing costs on aggregate outcomes are less than previously estimated in the literature. If the government decided to eliminate firing costs instead of allowing subcontracting to introduce flexibility to the labor market, the increase in productivity and output of this policy would be even stronger. However, such a policy would eliminate subcontracted workers, being permanent workers the big winners of the change.

The remainder of this paper is organized as follows: Section 2 describes the model economy, defines the equilibrium concept, and presents the calibration for the fixed parameters. Section 3 describes the data and the simulated method of moments for the estimation, and discusses the selection of moments. Section 4 shows the estimation results for different specifications of the benchmark model. Section 5 presents the results for the policy experiments in the general equilibrium framework, followed by the conclusion in section 6. The Appendix outlines the solution algorithm.



**Related literature.** This paper is related to a large body of literature that evaluates the impact of job security provisions on labor markets performance and aggregate productivity starting with the seminal work of [Hopenhayn and Rogerson \(1993\)](#). While details differ somewhat, the key idea in this literature is that firing costs distort the allocation of labor across production units generating important losses in terms of aggregate TFP ([Alvarez and Veracierto, 2001](#); [Poschke, 2009](#); [Samaniego, 2006](#); [Veracierto, 2001](#)). Specifically, firing costs reduce labor reallocation from low-productivity firms (which should be shrinking by firing workers) towards high-productivity ones (which should be expanding by hiring workers) and prevents inefficient firms from exiting due to the large exit cost associated to firing the entire workforce.<sup>12</sup>

The analysis in these papers does not consider alternative types of workers as a substitute for permanent workers when firms are subject to firing costs. The theoretical and empirical evidence suggests that when targeting employment protection on a specific group of workers or type of contract the legislation usually induces substitutions ([Bentolila and Dolado, 1994](#); [Boeri, 2011](#); [Houseman, 2001](#); [Saint-Paul, 1996](#); [Pierre and Scarpetta, 2013](#)). This way firms buffer the regular workforce from economic fluctuations and smooth the flow of permanent workers that are subject to firing costs at the expense of an increase in temporary employment volatility. Even when temporary and permanent workers are not perfect substitutes, to avoid paying firing costs on the regular workforce shifts labor demand towards more temporary employment. Different from previous papers in the literature, I consider this margin of adjustment, and investigate the impact of firing costs on aggregate outcomes when establishments can use flexible staffing arrangements to substitute away from workers that entail adjustment costs.

The few studies available have focused on the interaction between labor protection policies and temporary workers within search and matching models ([Cahuc and Postel-Vinay, 2002](#); [Cao et al., 2011](#); [Tejada, 2017](#)), and/or justify the use of temporary contracts exogenously. They rather impose that all new jobs are temporary, or model them as an exemption of firing costs and subsequently force firms to open permanent positions.<sup>13</sup> To the best of my knowledge this is the first paper that studies the interaction between firing costs and temporary employment in an industry equilibrium model in the tradition of [Hopenhayn and Rogerson \(1993\)](#). Also, using the underlying information in the trade-off between both types of workers I estimate firms' cost of the employment protection regulation in terms of permanent workers' firing costs and the "wage premium" firms are willing to pay to substitute away from this type of workers.

The studies closest in spirit to mine are [Alonso-Borrego et al. \(2005\)](#), [Veracierto \(2007\)](#), [Alvarez and Veracierto \(2012\)](#) and [Tejada \(2017\)](#). The first three studies perform a general equilibrium analysis of severance payments and temporary contracts with search frictions. While the first evaluates the

---

<sup>12</sup>[Hopenhayn and Rogerson \(1993\)](#) show that empirically reasonable values for the tax on job destruction at the firm level -between 6 months' and 1 year's wages - could generate TFP losses on the order of about 2%.

<sup>13</sup>For instance, the labor demand model of [Bentolila and Saint-Paul \(1992\)](#), and [Aguirregabiria and Alonso-Borrego \(2014\)](#), the model of job creation and destruction of [Cabrales and Hopenhayn \(1997\)](#), and the matching model of [Cahuc and Postel-Vinay \(2002\)](#).

quantitative effects of the labor regulation in the presence of contractual and reallocation frictions, the last two studies assume complete markets. Alvarez and Veracierto (2012) extends an island model with indirect search to study tenure dependent firing costs. In their framework they can analyze firing taxes as in Hopenhayn and Rogerson (1993) and temporary contracts as special cases. In a similar setting, Veracierto (2007) analyzes the short-term effects of introducing flexibility in the labor market which differ quite substantially from the long-run effects. All the three papers find that labor reforms that introduce temporary contracts allow firms to respond more aggressively to economic fluctuations, which enhances the allocation of labor and increases productivity. While they also produce an increase unemployment, the effects on welfare tend to be positive. Similarly, Tejada (2017) finds that temporary contracts increase flexibility and generate increasing welfare gains as labor protection becomes more stringent.

## 2 Description of the Model

In this section I introduce the model for the estimation which is an industry equilibrium model in the tradition of Hopenhayn and Rogerson (1993) with heterogeneous firms and endogenous entry and exit, modified to include tenure dependent firing costs and two types of workers. For the estimation the model is set in partial equilibrium, and in Section 5, I embed it in a general equilibrium framework to perform the policy analysis.

I start by briefly motivating the elements in the theory:

1. Firms produce output using two types of workers: subcontractors that are totally flexible, and permanent workers that entail firing costs that increase with seniority in the job. Both types are perfect substitutes in production, but permanent workers are relatively less expensive as subcontractors' charges are higher than the firm's own production costs. Firms decide the division of labor input between permanent and subcontracted labor as the optimal response to shocks;
2. There is ample evidence that employment adjustment at the plant level is characterized by periods of sharp adjustment followed by long periods of inactivity, and the case of Chile is not any different.<sup>14</sup> Thus, in the model I consider non-convex labor adjustment costs, in particular, piecewise linear adjustment costs, which can produce inaction and mimic these facts;
3. I consider severance payments that increases with seniority in the job as the main characteristic of the employment protection regulation. In Chile, severance payments are equivalent to a monthly wage per year of service with a maximum of eleven months. Instead of keeping track of the distribution of workers across tenure levels and increasing the dimension of the problem, I assume permanent workers randomly get tenure, and that only workers with tenure are entitled to severance payments;

---

<sup>14</sup>For evidence for the U.S., see Hamermesh (1989), and Caballero, Engel, and Haltiwanger (1997). For evidence for other countries, see Varejão and Portugal (2007), [complete].

4. There is a continuum of *ex ante* identical potential entrants, and selection occurs upon entry. Once firms enter the market they receive a random idiosyncratic productivity level, and they operate only if their first productivity draw is above the exit threshold. As the firm's productivity changes, it optimally chooses to grow, contract or exit the market. Since there are no aggregate shocks and the only source of uncertainty in the model is the firms' productivity, the distribution of firms over a size-productivity space is constant, and so all the aggregate variables.

## 2.1 Firms and Technology

There is an industry composed of a continuum of firms that produce an homogeneous good. Firms behave competitively taking prices in the output and labor markets as given. Each firm operates a decreasing returns to scale, labor-only production function, using both permanent and subcontracted workers:

$$y_t = f(n_t, s_t, z_t) = z_t(n_t + s_t)^\alpha \quad (1)$$

where  $n_t$  are the workers with a permanent contract,  $s_t$  the workers with subcontracts,  $\alpha \in (0, 1)$ , and  $z_t$  is the exogenous productivity that takes values in the finite set  $Z \equiv \{\underline{z}, \dots, \bar{z}\}$ . The process for  $z_t$  follows a First Order Markov Process with transition matrix  $\Pi(z, z')$  and is i.i.d. across firms. This implies there is no uncertainty at the aggregate level.<sup>15</sup>

The two types of workers are perfect substitutes in production, but they differ in their wages and firing costs:

- i) Permanent workers are those with contracts of indefinite duration, and entail severance pay in case of dismissal. Permanent workers earn wage  $w$ . To avoid increasing the dimension of the problem and keeping track of the distribution of workers across tenure levels, I assume permanent workers have  $(1 - \lambda)$  probability of getting tenure, and only workers with tenure receive severance payments in case of dismissal. Workers with a permanent contract fired before tenure do not accrue severance pay.

Thus, workers with a permanent contract evolve:

$$n_t = l_{t-1} + o_t \quad (2)$$

where  $l_{t-1}$  is the number of permanent workers with tenure employed last period, and  $o_t$  is the number of workers hired or fired in  $t$ . The law of motion for permanent workers with tenure is:

$$l_t = \begin{cases} l_{t-1} + (1 - \lambda)o_t, & \text{if } o_t > 0 \\ l_{t-1} + o_t, & \text{if } o_t \leq 0. \end{cases} \quad (3)$$

Since the optimal decision of current employment depends on the number of permanent workers last period,  $l_{t-1}$  is a state variable for the firm.

---

<sup>15</sup>These disturbances could also reflect shocks on the demand side, where firm produce differentiated goods and the distribution of consumer tastes across this differentiated goods is stochastic over time. See [Hopenhayn and Rogerson \(1993\)](#) for a more detailed description of this alternative structure.

Firing costs on permanent workers with tenure take a form similar to the work of [Hopenhayn and Rogerson \(1993\)](#):

$$g(l_t, l_{t-1}) = \max \{0, \tau (l_{t-1} - l_t)\} \quad (4)$$

where  $\tau$  is the fixed payment for every permanent worker laid-off. In principle, labor adjustment costs can consider the search, recruiting and training cost of hiring workers, but since the interest falls on the effect of severance payments I choose to ignore hiring costs for now. This specification for labor adjustment costs imply the marginal cost of changing employment is constant; hence, when the gains to changing the number of workers is small firms optimally choose not to adjust—marginal costs of adjustment do not go to zero as the size of the adjustment goes to zero, and there is no reason for the firms to smooth adjustment. In this setting, firms' labor adjustments are characterized by episodes of sharp adjustment followed by periods of optimal inactivity.

- ii) Subcontracted workers are those with temporary contracts subject to no costs for laying them off. In turn, they are relatively more expensive than permanent workers as subcontractors' charges are higher than the firm's own production costs. Firms can employ subcontracted workers for occasional or seasonal purposes, or jobs for absent, as well as jobs for carrying out a specific task or service for a determined period of time related to the production process. The subcontract firm legally employs the worker (signs the contract and pays the wage  $w$ ), which in turn works on the premises of the user firm who pays a *fee* per worker to the subcontract firm.<sup>16</sup> Hence, subcontracted workers earn  $w_s = w(1 + f)$ , where  $f$  is the fee or wage premium on subcontracted labor. Provided the cost of subcontracting workers is small relative to the cost of adjusting in-house workers  $[1 - \tau(1 - \lambda)]$ , contracting out is an attractive alternative for the firms to cover peak demand or productivity shocks.<sup>17</sup>

The operative profits of an active plant are given by

$$py_t - wn_t - w_s s_t - pc_f - g(l_t, l_{t-1}) \quad (5)$$

The timing of the model for incumbents is as follows:

1. Enter period  $t$  with last period's shock  $z_{t-1}$  and permanent workers with tenure  $l_{t-1}$
2. Decide whether to exit. If the firm exits, pays the adjustment costs  $g(0, l_{t-1})$  for firing all workers from last period, and receives zero profits in all future periods avoiding to pay  $c_f$ .<sup>18</sup>

<sup>16</sup>Subcontracted workers may be restricted by law or mutual agreements between firms and unions, so that firms are obliged to hire a certain amount of employees on a permanent basis. For example, it could be assumed that the ratio between permanent and subcontracted workers can never fall below a minimum threshold  $\bar{\psi}$ . To remain faithful to the regulatory framework in Chile for the period under study, I assume no restrictions on subcontracted labor and no hiring cost.

<sup>17</sup>The premium over subcontracted workers could also be justified on the basis of a compensation subcontracted workers demand to work on the firm considering their higher expected probability of losing the job.

<sup>18</sup>Fixed operating costs make the exit decision meaningful; plants exit to avoid paying the fixed cost instead of simply waiting for a better realization of  $z$  and bearing an output of zero.

3. If the firm stays, it pays  $p_t c_f$  and receives this period's shock,  $z_t$
4. Firm chooses labor demand and the number of workers to hire under each type of contract.

The timing for a potential entrant:

1. Pay the one-time entry cost  $p_t c_e$  and then draw a productivity level  $z_t$  from  $\nu(z_0)$  (which is independent across firms)
2. Decide whether to stay in the industry. If the first productivity draw is above the exit threshold the firm stays and produces as in 4 above.

## 2.2 Static Subproblem of the Firm

For any plant with  $z \in Z$  the optimal level of subcontracting solves the following static problem:

$$P(n, s, z) = \max_s \{pz(n + s)^\alpha - n - w_s s - pc_f\} \quad (6)$$

$$st : s \geq 0$$

Note that the wage rate for permanent employees has been normalized  $w = 1$ , hence does not appear explicitly in the expression.

The solution implies that the optimal subcontracted labor choice is:

$$s(n, z) = \begin{cases} \left(\frac{\alpha pz}{w_s}\right)^{\frac{1}{1-\alpha}} - n, & \text{if } \alpha pz n^{\alpha-1} > w_s \\ 0, & \text{if } \alpha pz n^{\alpha-1} < w_s \end{cases} \quad (7)$$

Then, evaluating the profit function  $P(n, s, z)$  at the optimal subcontracted labor decision  $s(n, z)$ , the operating profit of the plant  $R(n, z)$  is:

$$R(n, z) \equiv P(n, s(n, z), z) = \begin{cases} \left(\frac{1-\alpha}{\alpha}\right) \left(\frac{\alpha pz}{w_s}\right)^{\frac{1}{1-\alpha}} + n(w_s - 1) - pc_f, & \text{if } \alpha pz n^{\alpha-1} > w_s \\ pzn^\alpha - n - pc_f, & \text{if } \alpha pz n^{\alpha-1} < w_s. \end{cases} \quad (8)$$

## 2.3 Dynamic Optimization

Given that all uncertainty is idiosyncratic, I study a stationary equilibrium where  $p_t = p$ . In this equilibrium, firm undergo change over time, with some of them growing or contracting, even exiting the market and others starting up. Since there are no aggregate shocks, despite all these changes the distribution of firms over a size-productivity space is constant, and so all the aggregate variables.

### 2.3.1 Incumbent Firms

The dynamic programming problem of an incumbent plant that employed  $l_{t-1}$  permanent workers last period, decided to remain in the industry this current period, and received the new value for its shock  $z_t$  is described by the Bellman equation:

$$V(l_{t-1}, z_t; p) = \max_n \{R(n_t, z_t; p) - g(l_t, l_{t-1}) + \beta \max[E_{z_{t+1}} V(l_t, z_{t+1}; p), -g(0, l_t)]\}, \quad (9)$$

subject to equation (2) and (3), and labor adjustment costs as defined in equation (4).

$E_{z_{t+1}}$  denotes the expectation of  $z_{t+1}$  conditional on the current value of productivity  $z_t$ , and  $\beta$  is the discount factor. The value  $V(l_{t-1}, z_t; p)$  is the expected discounted stream of profits from operating a plant with productivity  $z_t$  and previous employment level  $l_{t-1}$ . Given that the firm does not receive any new information between the current decision point and the time of the exit decision at the beginning of next period, it chooses now whether to exit tomorrow. Conditional on this period's employment decision, the firm stays if the exit cost,  $-g(0, l_t)$ , is larger than the expected value of staying,  $E_{z_{t+1}}V(l_t, z_{t+1}; p)$ .

In this framework, there are two decisions of an incumbent firm: i) optimal composition of total employment  $n_t = L(l_{t-1}, z_t; p)$ , and  $s_t = S(n_t, z_t; p)$ , and ii) optimal exit decision next period  $x_{t+1} = X(l_t, z_t; p) \in \{0, 1\}$  with convention that  $X = 1$  corresponds to exit and  $X = 0$  to stay.

### 2.3.2 Entry Decision

The decision whether to open a plant is also dynamic. It is profitable to open a new plant if:

$$V^e(p) = \int V(0, z; p) d\nu(z) \leq pc_e, \quad (10)$$

where the value of of operating a new plant with productivity  $z_t$  and no previous employment,  $l_{t-1} = 0$ , is:

$$V(0, z_t; p) = \max_n \{R(n_t, z_t; p) + \beta \max[E_{z_{t+1}}V(l_t, z_{t+1}; p), -g(0, l_t)]\}. \quad (11)$$

subject to equation (3), (2) and labor adjustment costs as in equation (4).

That is, new plants are open as long as the discounted expected profits from operating a new plant are enough to cover the entry costs. In equilibrium with positive entry, the entry of new plants induces changes in the output price and the firm value until there are no gains from entering this industry, and the constraint is satisfied with equality.

## 2.4 Stationary Distribution

In this model the state of an individual firm is fully described by  $(z, l)$ , and the state of the industry in turn is described by the distribution over the state variables for all firms. Let the incumbent firms at the beginning of the period be summarized by the measure  $\mu(z, l)$  (after they have made their exit/stay decision and new realizations of  $z$  have arrived), and the mass of firms that enter be equal to  $M$ .

The law of motion for the distribution of firms is given by

$$\mu'(z, l) = \int_{z'} \int_z [1 - X(l, z; p)] F(z'/z) d\mu(z, l) + \int_{z'} M' d\nu(z) \quad (12)$$

A stationary equilibrium is such that this distribution reproduces itself, i.e.  $\mu' = \mu$ .

The equilibrium distribution of productivity and permanent employment is determined by the productivity of entrants, the stochastic process of productivity, the extent of selection, and the number

of entrants. Once the distribution of the state variables has been determined it is possible to compute all aggregate variables.

Total supply in the industry is:

$$Q^s(\mu, M; p) = \int_{z^*} f(L(l, z; p), S(n, z; p), z) d\mu(z, l) + M \int_{z^*} f(L(0, z; p), S(n, z; p), z) d\nu(z). \quad (13)$$

Aggregate demand for this industry follows a standard representation:  $Q^d = D(P)$

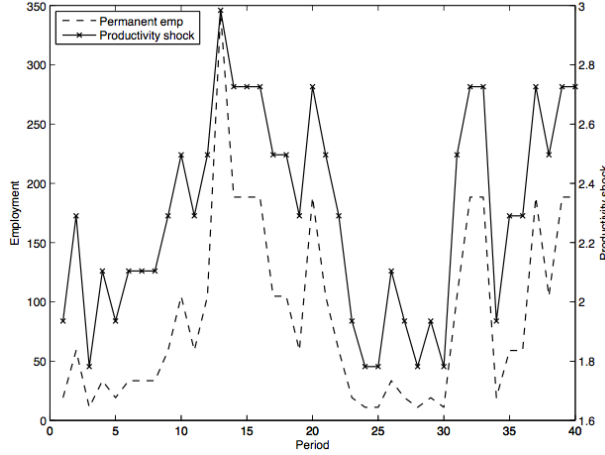
## 2.5 Definition of Equilibrium

A *stationary industry equilibrium* with positive entry and exit is a set of value functions and decision rules, a price  $p^*$ , a stationary distribution of firms  $\mu^*$ , and a mass of entrants  $M^*$  such that:

1. Given prices, the value functions of the firms and the policy functions are consistent with firms optimization
2. Markets clear:  $p^* = D(Q^*)$  and  $Q^* = Q^s(\mu^*, p^*, w^*)$
3. There is an invariant distribution over firms:  $\mu^* = T(\mu^*, M^*; p^*)$
4. The free entry condition is satisfied:  $V^e(p^*) = p^* c_e$

Before moving to the estimation of the model I discuss some properties of the policy function for labor implied by the model. Starting with the model without firing costs ( $\tau = 0$ ), subcontracted workers are meaningless in this setting as they are more expensive than permanent workers, but provide no advantage in terms of firing costs. Hence, firms choose permanent workers so that their marginal product equates the wage:  $l_t = (\alpha p z_t / w)^{1/(1-\alpha)}$ . To illustrate the firm optimal behavior, Figure 5 simulates the optimal labor decision of a single plant for 40 years for an arbitrary productivity shock. It is clear that when productivity this period is high, firms hire permanent workers, while if productivity is low they dismiss workers; current employment is determined entirely by the current value of the productivity shock.

**Figure 5:** Optimal Labor Decision: Model Without Firing Costs



Notes: the figure shows the optimal labor decision of a single plant for 40 years for an arbitrary productivity shock when permanent workers do not entail firing costs. The parameters are given in Table 5 (Panel B, row 1, model with quick tenure) for  $\tau = 0$ .

When the government introduces a positive firing cost, and no subcontracting is allowed yet, current employment also depends on last period’s employment. In this setting, the optimal employment decision for permanent workers with tenure  $l_t(z_t, l_{t-1})$  follows:

$$\begin{aligned}
 l_t(z_t, l_{t-1}) &= l_{t-1} \text{ if } l_{t-1} \in [\underline{l}(z_t), \bar{l}(z_t)] \\
 l_t(z_t, l_{t-1}) &= \underline{l}(z_t) \text{ if } l_{t-1} < \underline{l}(z_t) \\
 l_t(z_t, l_{t-1}) &= \bar{l}(z_t) \text{ if } l_{t-1} > \bar{l}(z_t),
 \end{aligned}
 \tag{14}$$

where  $\underline{l}(z_t)$  and  $\bar{l}(z_t)$  are obtained from the first-order conditions of equation (9). Intuitively,  $\underline{l}(z_t)$  is the largest amount of permanent workers a firm with productivity  $z_t$  wants to hire if it does not have to pay firing costs this period (i.e. is a firm that is expanding), and  $\bar{l}(z_t)$  is the smallest amount of workers the firm hires if it has to pay firing costs this period (i.e. is a firm that is shrinking). For a firm with  $l_{t-1} \in [\underline{l}(z_t), \bar{l}(z_t)]$ , the gains from changing the number of workers is too small so they optimally choose not to adjust.

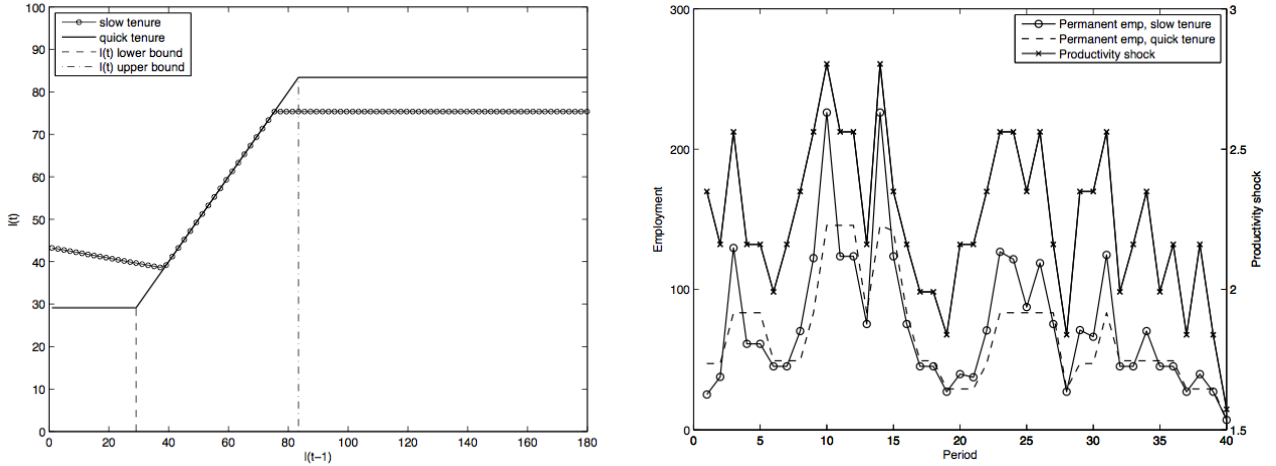
Figure 6 (left panel) illustrates this  $(s, S)$  type of rule for all workers with a permanent contract with quick tenure ( $\lambda = 0$ ) and slow tenure ( $\lambda > 0$ ).<sup>19</sup> All firms with employment last period below “l(t) lower bound” hire workers up to this lower bound, while all firms with employment levels above the “l(t) upper bound” reduce their employment levels down to this upper bound. Note also that the band is narrower when  $\lambda > 0$ ; this is, when the firm hires permanent workers knowing that with probability

<sup>19</sup>In the case when  $\lambda = 0$ ,  $n_t = l_t$  as there are no workers with permanent contracts that do not entail firing costs.



$(1 - \lambda)$  they will actually get tenure.<sup>20</sup> The same figure, on the right, simulates the optimal labor decision of a single plant for 40 years for an arbitrary productivity shock with quick tenure ( $\lambda = 0$ ) and slow tenure ( $\lambda > 0$ ). Consistent with the policy function, firms hire permanent workers only if the productivity shock is large enough, and we observe periods of sharp adjustment followed by long periods of inactivity. When  $\lambda > 0$ , the fact that not all workers get tenure gives the firm some flexibility to adjust employment to changes in productivity more often. Employment becomes more volatile in this case, and firms can use resources more efficiently.

**Figure 6:** Optimal Labor Decision: Model With Firing Costs and No Subcontracting



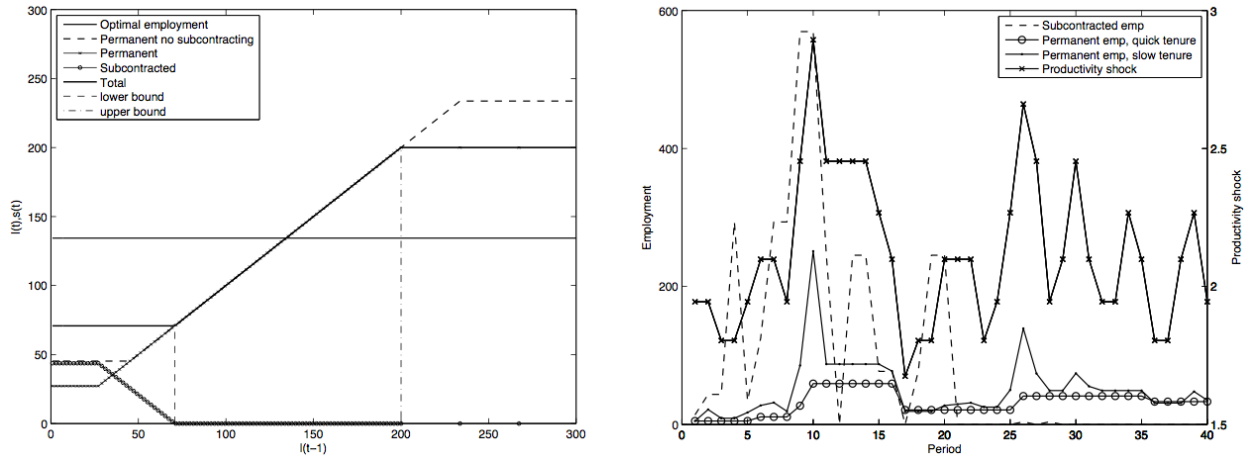
Notes: the figures illustrate the policy function for all workers with a permanent contract (on the left), and the optimal labor decision of a single plant for 40 years for an arbitrary productivity shock when permanent workers entail firing costs (on the right). Two cases are plotted: quick tenure ( $\lambda = 0$ ) and slow tenure ( $\lambda > 0$ ). The parameters are given in Table 5 (Panel B, row 3, model with slow tenure).

In the model economy with firing costs and subcontracted workers, firms use subcontracted workers to buffer the stock of permanent workers, and avoid their potential costs of dismissal during periods of lower productivity. When the firm receives a positive shock, it responds by increasing the number of subcontracted workers. Only if the shock is large enough, the firms increases their hiring of permanent workers. In the case of a negative productivity shock, the firms start by firing as many subcontracted workers as possible, and when it runs out of subcontracted workers, starts firing permanent workers and bearing their dismissal costs (see Figure 7, right panel). Consistent with this dynamic, Figure 7 (left panel) illustrates the policy function for a firm subject to firing costs (quick tenure) and with the possibility to subcontract. When firms can subcontract, the “inaction band” narrows with respect to the case without subcontracting (compare the solid line labeled Total with the dashed line labeled Permanent no subcontracting) coming closer to reach the optimal level of employment without

<sup>20</sup>The lower portion of the decision rule is downward sloping because smaller firms need to hire proportionally more permanent workers today to reach the “ $l(t)$  lower bound”. Recall that when  $\lambda > 0$ ,  $n_t \neq l_t$ .

distortions. Hence, the extent to which resources are not allocated efficiently decreases. Also, the increase in employment up to the “lower bound”, is attained by a combined increase of subcontracted and permanent workers. As explained before, firms begin subcontracting workers, and only if the productivity shock is large enough they increase their hiring of permanent workers.

**Figure 7:** Optimal Labor Decision: Model With Firing Costs and Subcontracting



Notes: the figures illustrate the policy function for all workers with a permanent contract and quick tenure (on the left), and the optimal labor decision of a single plant for 40 years for an arbitrary productivity shock when permanent workers entail firing costs and plants can subcontract (on the right). The parameters are given in Table 4 (Panel B, row 3, model with slow tenure).

### 2.6 Solution Method

The model has no closed-form solution hence it is solved numerically. In appendix A I present a detailed characterization of the computation method used to solve the model.

The model period is one year. I assume firm’s idiosyncratic shocks follow an AR(1) process of the form:

$$\log z_t = \mu + \rho \log z_{t-1} + \varepsilon_t \tag{15}$$

where  $\mu$  is a constant,  $\rho$  the persistence of the shocks, and  $\varepsilon_t$  is a random variable with standard normal distribution. I approximate the distribution of the idiosyncratic shocks using the quadrature-based method developed in Rouwenhorst (1995), which has been shown to be more reliable in approximating highly persistent processes, and choose the number of grid points  $g_z = 30$ . The initial distribution  $\nu(z_0)$  is chosen to be the stationary distribution of the  $z$  process which matches well the size distribution of the firms age 0-1 years in the data.

Industry demand is given by a decreasing function. For simplicity, take the following iso-elastic

functional form:

$$p = Q^{-\frac{1}{\eta}}, \quad (16)$$

where  $p$  is output price,  $Q$  is the industry output, and  $\eta > 0$  is the price elasticity of demand elasticity.

To discretize the state space for permanent employment I assign a log-linear grid with size  $g_n = 300$ . Because permanent employment  $n$  is an endogenous variable, I have to be careful that the choice of the number of points in the grid does not affect the results. Sensitivity analysis indicates the choice was adequate.

### 3 Estimation Method

In this section I propose a simple technique for the estimation of the model based on simulation, and the selection of moments that summarize key features of the data. Before I describe the data used for the estimations.

#### 3.1 Firm-level Data

The empirical analysis in the paper is performed using a panel of plant-level survey data from the Annual National Industrial Survey (hereinafter referred to by its Spanish acronym, “ENIA”) collected by the National Institute of Statistics of Chile (INE). The survey encompasses all manufacturing establishments with at least 10 or more workers, and is updated annually incorporating all those plants that begin operating during the year plus the continuing plants, and excludes plants that stop operating or reduced their hiring below the survey’s threshold. Each plant has a unique identification number which allows identification of entry and exit, and the computation of plant-level time-series.

The dataset is available for the period 1996 to 2011, but panel-data information for subcontracted work is only available from 2001 through 2007.<sup>21</sup> Plant-year observations are dropped if permanent employment is either zero or missing. I also excluded the tobacco industry and petroleum refineries from the analysis because they are organized as monopolies, operating with very few plants. This generates a sample of 10,906 plants and 69,938 observations with mean (median) employees of 72 (27). To ensure a reasonable sample size I run the estimation on the full panel, ignoring for now the specific industry to which the plants belong.

For each plant and year, the census collects detailed information on total number of employees, and asks whether there is contractual relationship between the establishment and the employee. Employers can hire workers under a permanent or open-ended contract, or subcontract to a third party the performance of a certain task or work with their own independent employees. ENIA defines subcontracted workers as “all personnel who do not have a direct contractual work-relationship with the firm and/or establishment but who perform administrative, service, sales, production or auxiliary activities for

<sup>21</sup>Starting from 2008, the National Institute of Statistics ceased to release the plant unique identification number necessary to match the plants abandoning the panel-structure. Before 2001 the classification to register subcontracted worker was dramatically different so I also drop that information.

it". The survey reports plants' use of subcontracted workers in 6 different occupations: engineer and drafting services, blue-collar production, production assistant (i.e. machine maintenance, storage and transportation services), accounting services, blue-collar non-production (i.e. janitorial and secretarial services), and salesperson on commission.

### 3.2 Simulated Method of Moments

Since the model has no analytical closed form solution I use an estimation technique based on simulation to estimate the parameters of the model. Specifically, the estimation of the parameters is achieved by simulated method of moments (SMM) (McFadden, 1989; Pakes and Pollard, 1989; Duffie and Singleton, 1993), which minimizes the distance between key moments from actual data and model-generated moments.

The full set of parameters necessary to compute the model is the vector:

$$\theta = \{\beta, \alpha, c_f, c_e, \rho, \mu, \sigma_\varepsilon, \tau, f, \lambda, \eta\} \quad (17)$$

where  $\beta$  is the discount rate,  $\alpha$  the curvature of the production function,  $c_f$  is the fixed operating costs,  $c_e$  is the entry cost,  $\rho$ ,  $\mu$ , and  $\sigma_\varepsilon$  are the parameters that define the idiosyncratic shock,  $\tau$  is the fixed cost the firm must pay for each permanent job destroyed,  $f$  is the wage premium on subcontracted workers,  $\lambda$  is the probability that a permanent workers gets tenure, and  $\eta$  is the price elasticity of demand. From the full set of parameters, 7 are estimated, and the remaining 3 are predefined.

To perform the SMM estimation a set of statistics of interest  $\Psi^A$  is selected from the actual data for the model to match. For an arbitrary value of  $\theta$ , the solution to the model is used to generate  $S$  simulated data sets of size  $(N, T)$ , where  $N$  is the number of firms and  $T$  is the number of periods.<sup>22</sup> The simulated moments  $\Psi^S(\theta)$  are computed on each data set and then averaged out to compute the minimizing criterion function:  $\Gamma(\theta) = [\Psi^A - \frac{1}{S} \sum_{s=1}^S \Psi^S(\theta)]' W [\Psi^A - \frac{1}{S} \sum_{s=1}^S \Psi^S(\theta)]$ . I use the same random draw for the productivity shock throughout each simulation.

The parameter estimate  $\hat{\theta}$  is obtained by searching over the parameter space to minimize the (weighted) distance between the moments implied by the model and those computed from the data:

$$\hat{\theta} = \arg \min_{\theta \in \Theta} [\Psi^A - \frac{1}{S} \sum_{s=1}^S \Psi^S(\theta)]' W [\Psi^A - \frac{1}{S} \sum_{s=1}^S \Psi^S(\theta)], \quad (18)$$

where  $W$  is a weighting matrix and  $\Theta$  the estimated parameters space.  $\hat{\theta}$  is consistent for any positive-definite weighting matrix (e.g. identity matrix) but the smallest asymptotic variance is obtained when the weighting matrix equals the inverse of the covariance matrix of the data moments,  $V$ . In this case, I use  $W = \text{diag}(V^{-1})$  (diagonal elements equal to those of  $V$  and off-diagonal elements equal zero) because it has better small sample properties (see Altonji and Segal (1996)).  $V$  is calculated by bootstrap with replacement on the actual data.<sup>23</sup> To minimize the function I use Nelder-Mead

<sup>22</sup>I set  $N=5,000$  and  $T=200$  which implies the number of firms in the simulation is approximately 10 times larger than in the data. I discard the first 50 periods of simulated data to start from the stationary distribution.

<sup>23</sup>To preserve the original time-series structure of the data to conduct inference I resample firm's complete time-series.

simplex algorithm starting from 1,000 different initial guesses to ensure the solution converges to the global minima.

To generate the standard errors of the parameter point estimates, I compute the numerical derivatives of the simulated moments with respect to the parameters and using the standard SMM formula compute the asymptotic variance:<sup>24</sup>

$$SE(\hat{\theta}) = \left[ (J'WJ)^{-1} \right]^{1/2}, \quad (19)$$

where  $J = E(\partial\Psi^S(\theta)/\partial\theta)$  of dimension  $p$  (#moments)  $\times$   $q$  (#parameters). Given the underlying discontinuities of the value functions, I follow the methodology in Bloom (2009) to compute the numerical derivatives. I calculate the numerical derivative as  $f'(x) = \frac{f(x+\varepsilon)-f(x)}{\varepsilon}$  for an  $\varepsilon$  of  $\pm 5\%$ ,  $\pm 2.5\%$ , and  $\pm 1\%$  of the midpoint of the parameter space. Then, I simply compute the median value of these derivatives.

### 3.3 Predefined Paramaters

The predefined parameters are shown in Table 2. Parameter  $\beta$  is set to be equal to 0.965, which is equivalent to annual real interest rate over the period of study of 3.62%. Because the curvature of the production function is difficult to identify in the data, I also set its value a priori.  $\alpha$  not only captures the labor share in the total revenue, but also decreasing returns to scale and the elasticity of demand of firms' output. If capital is flexible, the elasticity of demand is infinite, and there is constant return to scale, then  $\alpha$  should equal one. Relaxing any of these assumptions leads to an  $\alpha < 1$  (See Gourio and Roys (2014)). I choose  $\alpha$  equal to 0.85 so that for  $\eta = 4$  the labor share is consistent with previous estimations for Chile.<sup>25</sup> The value of  $c_e$  is chosen so that the free-entry condition (10) holds under  $p = 1$ , and the wage rate of permanent workers is normalized to 1.

**Table 2:** Predefined Parameters in the Model

Parameter	Description	Value
$\beta$	Discount rate	0.965
$\alpha$	Curvature production function	0.85
$\eta$	Price elasticity of industry demand	4

### 3.4 Selection of Moments

The choice of moments is guided by their “informativeness” regarding the underlying structural parameters to be estimated. In particular, the exact choice of moments is directed by a combination of

<sup>24</sup>See Gouriéroux and Monfort (1997).

<sup>25</sup>Estimations for the labor share parameter in Chile range from 0.53 – 0.6. These estimates are somehow lower than those for the US economy because of a larger participation of natural resources in the GDP, and a low stock of human capital.

cross-sectional industry characteristics and time-series employment dynamics. Heuristically, a moment is informative about a certain parameter if that moment varies when the parameter varies. Table 3 shows the elasticities of model moments with respect to the model parameters.

To pin down the fixed operating costs parameter I attempt to match the exit rate, the average firm size, and the firm size and employment distribution. An increase in fixed operating costs  $c_f$  increases the minimum level of productivity needed for incumbents firms to survive. This, in turn, intensifies market selection, and decreases entry barriers, resulting in a distribution of surviving firms with a larger proportion of high productivity establishments (see column (1) in Table 3). These same moments are also informative about the mean  $\mu$ , persistence  $\rho$  and volatility  $\sigma_\varepsilon$  of the productivity process. An increase in  $\mu$  or the volatility  $\sigma_\varepsilon$ , increase the exit rate, and decrease the average mean size of firms shifting the size distribution towards more small firms. Instead, the persistence parameter  $\rho$  increase the average size of firms and decreases the exit rate, shifting the size distribution towards more large plants (see columns (3), (4) and (5) in Table 3).

To study employment dynamics I use a modified definition of employment growth following Davis and Haltiwanger (1992):  $g_{it} = (x_{it} - x_{it-1}) / (0.5 * (x_{it} + x_{it-1}))$ , where  $x_{it}$  is the number of employees (subcontracted or permanent) in plant  $i$  at time  $t$ . This growth measure is symmetric about zero, and lies in the close interval  $[-2, 2]$  with deaths (births) corresponding to the left (right) endpoints. The conventional growth rate measure (change in employment divided by lagged employment) does not allow for an integrated treatment of “exits” and “entries”. However, a significant fraction of the adjustments in subcontracted employment corresponds to these cases so this information cannot be ignored; this is, plants that hire subcontracted workers this period after not having employed them the previous period (“entry”), and plants that cease to subcontract today after having hired subcontracted workers the previous period (“exit”), even when they still remain in operation. For consistency, growth in both types of employment is computed using this measure.

A key feature of the employment data is that permanent employment fluctuations are smoother and less frequent than fluctuations in subcontracted workers. It is transparent that the distribution of permanent employment growth rates is more peaked and with heavier tails, implying that there is a higher proportion of extreme events (even when sharp adjustments are still rare). Instead, the distribution of subcontracted employment growth rates indicates more smooth and persistent adjustment. Further, the permanent employment growth distribution has a considerable amount of mass around 0 (see Figure 2 in Section 1). I select moments that describe these features of the distribution of both permanent and subcontracted growth rates; this is, volatility and kurtosis of the distribution, and inaction rate of permanent employment.

To pin down  $\lambda$ ,  $\tau$  and  $f$  I attempt to match the volatility and kurtosis of permanent and subcontracted employment growth, and the inaction rate of permanent employment growth. When  $\tau$  increases, firms use more subcontracted workers as they rely more on these workers to buffer permanent employment from economic fluctuations. As a consequence, the volatility of permanent employment decreases, the inaction rate of employment growth increases, and the kurtosis increases (see column (7) in Table 3). In turn, when  $\lambda$  decreases (the probability of getting tenure for permanent workers

increase), firms have to rely more on permanent workers increasing (decreasing) the volatility (kurtosis) of permanent workers growth rate (see column (2) in Table 3). Similarly, when the premium on subcontracted work  $f$  increases the volatility of subcontracted workers increases as firms use subcontract workers more infrequently (see column (6) in Table 3). The variance of permanent employment growth rate is informative about the mean, persistence and volatility of the productivity process.

Lastly, to complete the selection of moments I choose to match the proportion of subcontracted workers over the firm workforce as this is informative about the fixed lay-off cost  $\tau$  (i.e. higher firing costs more subcontracting by the firms), the premium over subcontracted workers  $f$  (i.e. higher the premium less subcontracting), and  $\lambda$  (i.e. an decrease in the probability of getting tenure, decreases the adjustment costs of permanent employment, and the advantage of using subcontracted workers). Note also that the share of subcontracting is informative about the persistence (i.e. more persistent the risk decreases and firms use less subcontracted workers), and the volatility of the productivity process (i.e. an increase in the volatility increases the risk and firms rely more on subcontracted workers).

**Table 3:** Sensitivity of Model Moments to Parameters

	(1)	(2)	(3)	(4)	(5)	(6)	(7)
Moments	$c_f$	$\lambda$	$\rho$	$\mu$	$\sigma_\varepsilon$	$f$	$\tau$
Average firm size	1.094	0.005	1.963	-0.201	-0.388	-0.207	-0.045
Exit rate	1.502	0.005	-7.903	0.736	1.550	0.003	-0.006
Fraction of plants in each bin:							
10-19 emp.	-1.225	-0.004	-2.240	0.073	0.253	-0.160	0.017
20-99 emp.	0.903	0.004	2.165	-0.055	-0.229	0.131	-0.006
100-499 emp.	1.219	-0.001	1.113	-0.029	-0.140	0.002	-0.004
500+ emp.	1.331	-0.001	0.933	-0.084	-0.166	-0.005	-0.001
Share of employment in each bin:							
10-19 emp.	-1.944	-0.033	-1.125	0.077	0.110	0.085	0.041
20-99 emp.	-0.127	0.029	1.276	-0.037	-0.218	0.216	-0.106
100-499 emp.	0.151	-0.008	-0.329	0.086	0.136	-0.064	0.032
500+ emp.	0.296	-0.008	-0.149	-0.001	0.051	-0.072	0.056
Volatility $g_l$	0.838	0.419	-4.293	0.378	0.842	0.056	-0.054
Volatility $g_s$	-0.456	0.117	-0.808	0.038	0.335	0.349	-0.330
Kurtosis $g_l$	-0.952	-0.241	5.196	-0.476	-1.095	-0.200	0.224
Kurtosis $g_s$	0.182	-0.057	1.617	-0.296	-0.553	-0.148	0.140
Share of subcontracting	0.406	-0.120	-4.916	0.304	0.796	-0.336	0.365
Inaction rate $g_l$	-0.302	0.000	1.648	-0.348	-0.464	-0.086	0.155

Notes: this table presents elasticities of model moments with respect to the model parameters. To calculate the elasticities the numerical derivatives of the model moments with respect to the parameters are multiplied by the ratio of the baseline parameters to the baseline moments. The numerical derivative is the median value of the numerical derivatives  $f'(x) = (f(x + \varepsilon) - f(x))/\varepsilon$  for an  $\varepsilon$  of  $\pm 5\%$ ,  $\pm 2.5\%$ , and  $\pm 1\%$  of the midpoint of the parameter space.

## 4 Empirical Results

In this section I present the estimates from the simulated method of moment. In Table 4, the column labeled Data reports the actual moments from ENIA, and next to it the associated standard errors. These show that permanent employment fluctuations are smoother and less frequent than fluctuations in subcontracted workers (the volatility of employment growth rate is more than two times for subcontracted work than for permanent work). Similarly, the higher kurtosis of the distribution of permanent employment growth rates indicates there is a higher proportion of extreme events, alongside long periods of no adjustments (the share of plants not changing permanent employment in a year is around 18%). Instead, the lower kurtosis of the distribution of subcontracted employment growth



rates indicates more smooth and persistent adjustments.<sup>26</sup>

The column labeled Slow Tenure in Table 4 presents the moments from the full model ('benchmark model') as presented in Section 2 evaluated at the estimated parameters. The model fits the data quite well with the exception of the kurtosis of both permanent and subcontracted employment distribution, and the inaction rate for  $g_l$ . The fact that the model cannot match these facts suggests the need to incorporate some restriction on the degree of substitutability between both types of labor, or some fixed cost to the use of subcontracted workers.<sup>27</sup> Given that both types of labor are perfect substitutes in production, firms rely more on subcontracted workers, and adjustments of permanent employment are neither as frequent nor as sharp as in the data. The fact that the volatility of subcontracted employment growth given by  $g_s$  fits well the data is also related to the fact that the model fits relatively high firing costs. In terms of fitting industry characteristics such as firm and employment distribution, the yearly exit rate and the average firm size the model performs well.

In Table 4 I also display the results for the model restricted to  $\lambda = 0$ ; this is, to the case permanent workers get tenure immediately after they are hired. As shown by the increase in the criterion function (from 1,342.5 to 5,265.9), in comparison to the full model the fit is worst. The reduction in fit is due both to the worst fit of firms and employment dynamics, suggesting that ignoring the tenure-dependency of firing costs is problematic. Given the cost of subcontracted workers, and the proportion in which the plants use subcontracted workers, for the model to fit the low inaction rate for permanent workers it requires a rather low  $\tau$ . In the benchmark model, much of the flexibility in employment adjustment is coming from the fact that only a fraction of workers get tenure, and not only from subcontracting. The low level of firing costs, in turn, produces an excessive volatility of  $g_l$ , and an even lower kurtosis of the distribution of permanent employment growth rates.

Panel B of Table 4 contains the point estimates of the parameters for both models with the associated standard errors. In the benchmark model with slow tenure, estimated firing costs are equivalent to seven months' wages, and on average workers get tenure after 4 years in the job. In terms of the wage premium on subcontracted workers, the model estimates are consistent with the data for manufacturing plants in ENIA. On average, subcontracted workers earned 8% more than permanent workers in the period 2001-2007.<sup>28</sup> Finally, shocks to productivity are estimated to be

<sup>26</sup>Even when it seems that the distribution of subcontracted employment growth rates would have the most kurtosis (it appears to have all of its mass in its tails as seen in Figure 2 in Section 1), being its variance a lot larger in fact it only has few mass in its tails. Instead, even when the distribution of permanent employment growth rates seems to have fewer mass in its tails, its kurtosis is larger because those events are much farther away from the mean.

<sup>27</sup>A natural extension of the model would be to assume firms have a CES production functions such that:  $y = z(an^\gamma + (1-a)s^\gamma)^{\frac{\alpha}{\gamma}}$ , where  $\gamma$  is the degree of substitutability of the two types of labor,  $\alpha < 1$  returns to scale parameters,  $a$  share parameter, and  $z$  is firm's productivity. Similarly, we could assume plants need some level of sophistication or installed capacity to subdivide tasks and be able to subcontract.

<sup>28</sup>The wage of subcontracted (permanent) workers is computed as the total wage paid by the establishment to all subcontracted (permanent) workers divided by the number of subcontracted (permanent) workers employed by the establishment in that same period. The results are robust to the inclusion of bonuses on permanent workers' wages. The widespread perception that subcontracted jobs pay substantially less than permanent ones is largely contaminated

**Table 4:** Simulated Moments Estimations for the Full Model

Panel A: Moments

Moments	Data	S.E.	Simulated Moments	
			Slow Tenure ( $\lambda > 0$ )	Quick Tenure ( $\lambda = 0$ )
Average firm size	71.95	1.8782	71.53	64.79
Exit rate	0.091	0.0012	0.098	0.135
Fraction of plants in each bin:				
10-19 employees	0.386	0.0049	0.398	0.457
20-99 employees	0.447	0.0049	0.436	0.407
100-499 employees	0.145	0.0038	0.148	0.121
More than 500 employees	0.022	0.0016	0.018	0.016
Share of employment in each bin:				
10-19 employees	0.064	0.0021	0.062	0.084
20-99 employees	0.260	0.0081	0.264	0.296
100-499 employees	0.417	0.0118	0.398	0.371
More than 500 employees	0.260	0.0173	0.275	0.249
Volatility $g_l$	0.688	0.0160	0.781	0.818
Volatility $g_s$	2.161	0.0618	2.118	2.519
Kurtosis $g_l$	5.144	0.0606	3.141	2.689
Kurtosis $g_s$	1.973	0.0273	1.645	1.704
Inaction rate $g_l$	0.181	0.0026	0.231	0.175
Share of subcontracting	0.247	0.0053	0.253	0.278
Criterion, $\Gamma(\theta)$			1,342.52	5,265.9

Panel B: Parameter Estimates

	$c_f$	$\lambda$	$\rho$	$\mu$	$\sigma_\varepsilon$	$f$	$\tau$
Quick tenure ( $\lambda = 0$ )	4.807 (0.0353)	-	0.903 (0.0197)	0.023 (0.0047)	0.139 (0.0198)	0.095 (0.0027)	0.160 (0.0421)
Slow tenure	6.384 (0.0403)	0.758 (0.0284)	0.913 (0.0113)	0.029 (0.0025)	0.129 (0.0121)	0.101 (0.0025)	0.593 (0.0284)

Notes: Panel A reports the targeted moments and their corresponding standard errors, and the simulated moments evaluated at the estimated parameters. The bottom table reports the parameters' point estimates and their standard errors in parenthesis.

by the decline in relative wages of low-skilled workers, and low-skilled jobs are still subcontracted in a larger proportion than permanent ones.

14% per year, the mean growth rate of productivity 2.3% and the persistence of idiosyncratic shocks 0.903. As mentioned, for the model with quick tenure to fit well the relative flexibility of permanent employment as observed in the data moments, it requires firing costs that are substantially lower (only two months' wages). Consistent with the estimations for the benchmark model, the wage premium on subcontracted workers remains around 10%, and the rest of the parameters summarizing firm dynamics are also relatively stable.

For interpretation, Table 5 presents estimations for two additional restricted models. First, a model without subcontracting, and a positive probability of not getting tenure in the column labeled Slow tenure. We see the fit of the model is slightly worse in comparison to the benchmark case in spite of the reduction in the number of moments to fit. In terms of employment dynamics, the model also has problem fitting the volatility and the kurtosis of  $g_l$  when the inaction rate is too low as observed in the data. In the column labeled Quick tenure I present the estimates of a model that also restricts subcontracting, but assumes all workers get tenure. Note that this specification of the model is the same model as in [Hopenhayn and Rogerson \(1993\)](#). For this model to fit such a low inaction rate for permanent employment growth rate is even more problematic. Panel B in Table 5 displays the point estimates of the parameters for both models with the associated standard errors. In the model with quick tenure, estimated firing costs are equivalent to one month' wages, while in the model with slow tenure they increase to four months' wages, as workers get tenure on average after 3 years on the job.

In conclusion, a naive economist that estimates firing costs from these data moments ignoring firms subcontract to substitute permanent workers would arrive to the conclusion that firing costs are rather low in this industry. However, the results from the benchmark model show they are rather high, and the flexibility observed in the data comes from subcontracted workers being used as an adjustment margin for firms to accommodate economic shocks.

**Table 5:** Simulated Moments Estimations for the Model Without Subcontracting

Panel A: Moments

Moments	Data	S.E.	Simulated Moments	
			Slow tenure ( $\lambda > 0$ )	Quick tenure ( $\lambda = 0$ )
Average firm size	66.76	1.7310	67.97	78.71
Exit rate	0.091	0.0012	0.100	0.113
Fraction of plants in each bin:				
10-19 employees	0.402	0.0049	0.418	0.321
20-99 employees	0.440	0.0049	0.434	0.482
100-499 employees	0.139	0.0038	0.130	0.173
More than 500 employees	0.019	0.0015	0.018	0.024
Share of employment in each bin:				
10-19 employees	0.071	0.0023	0.076	0.057
20-99 employees	0.272	0.0084	0.283	0.275
100-499 employees	0.423	0.0121	0.368	0.398
More than 500 employees	0.234	0.0177	0.274	0.270
Volatility $g_l$	0.688	0.0160	0.833	0.806
Kurtosis $g_l$	5.144	0.0606	3.035	2.834
Inaction rate $g_l$	0.181	0.0026	0.153	0.244
Criterion, $\Gamma(\theta)$			1,524.4	2,937.9

Panel B: Parameter Estimates

	$c_f$	$\lambda$	$\rho$	$\mu$	$\sigma_\varepsilon$	$f$	$\tau$
Quick tenure ( $\lambda = 0$ )	7.756 (0.0263)	-	0.871 (0.0092)	0.048 (0.0032)	0.144 (0.0068)	-	0.133 (0.0048)
Slow tenure	5.654 (0.0546)	0.684 (0.0234)	0.915 (0.0283)	0.016 (0.0017)	0.133 (0.0247)	-	0.285 (0.0268)

Notes: Panel A reports the targeted moments and their corresponding standard errors, and the simulated moments evaluated at the estimated parameters. The bottom table reports the parameters' point estimates and their standard errors in parenthesis.

## 5 Policy Implications

In this section, I extend the partial-equilibrium model to a general equilibrium framework, and using the parameters' estimates I carry out several policy analysis. I use the estimations for the four models to analyze the implementation of two alternative labor market reforms: first, the elimination of

subcontracted workers and, second, the reduction of firing costs to zero when suitable. This experiment is relevant in light of the debate that pits workers' demands to limit the use of subcontracting as a way to improve their working conditions, with those of the business community that advocate a reduction in firing costs. Finally, it is important to clarify that the model is not appropriate for welfare analysis as it only considers a frictionless economy in which firing costs have no potential benefits, but to distort the job reallocation process. The equilibrium allocation without government intervention is Pareto optimal, hence there is no space for improvement coming from firing costs.<sup>29</sup>

### 5.1 General Equilibrium Model

The economy is populated by a continuum of identical two member households: workers that supply labor under a permanent contract and subcontracted workers. Each household has preferences defined over consumption and labor supply given by:

$$\sum_{t=1}^{\infty} \beta_t [\log(c_t) - B \frac{n_t^{1+\phi}}{1+\phi}], \quad (20)$$

where  $c_t > 0$  is total consumption, and  $n_t$  is labor effort. Parameters  $B$  and  $\phi$  represent preferences for leisure, and the inverse of the Frisch elasticity of labor supply, respectively. Households take all of the income from all of the workers, and allocate it to the individuals within the household. Also, they allocate total hours worked independent of which workers performs the effort.

The output price is normalized to one, and the households supplies labor to the market at the wage  $w = -u_n/u_c = Bcn^\phi$ . As before, both members of the household are perfect substitutes in production, but permanent workers are relatively less expensive as subcontractors' charges are higher than the firm's own production costs. Subcontract firms incur in a real cost for "creating" subcontracted workers, and the premium they charge to the main firm per worker is just enough to cover the real cost  $c$  so that their profits are zero:  $\pi(s_t) = (w_t^s - c)s_t = 0$ . The cost for firms to subcontract a worker is  $w_t^s = w_t(1 + f)$ . I consider a stationary equilibrium, so all prices and aggregates in the economy are constant, and household maximization implies the interest rate satisfies  $1/(1 + r) = \beta$ .

An individual firm that employed  $l_{t-1}$  permanent workers last period and draws a productivity shock  $z_t$  this period has expected adjustment costs given by:

$$r(l_{t-1}, z_t; w) = [1 - X(l_t, z_t; w)] \int g(n_{t+1}, l_t) dF(z_{t+1}, z_t) + X(l_t, z_t; w)g(0, l_t), \quad (21)$$

where  $n_{t+1} = L(l_t, z_{t+1}; w)$ . Integration yields aggregate adjustment costs given by  $R(\mu, M; w)$ . I assume proceeds from the regulation are rebated uniformly to all households as a lump-sum payment to households by the government. In fact, severance payments make up for the largest part of firing costs in Chile, and are paid entirely to the workers when they are fired. Aggregate adjustment costs do not appear in the resource constraint as they appear in both sides of the equation.

<sup>29</sup>See, for example, [Alvarez and Veracierto \(2001\)](#) and [Alonso-Borrego et al. \(2005\)](#) who analyze the impact of firing costs in an economy with imperfect insurance markets and search frictions.

The demand curve in Section 2 is replaced by the resource constraint:

$$C = Y - Mc_e - F \quad (22)$$

where output is given by:

$$Y = \int_{z^*} [f(L(l, z; p), S(n, z; p), z) - c_f] d\mu(z, l) + M \int_{z^*} f(L(0, z; p), S(n, z; p), z) d\nu(z), \quad (23)$$

and the fees paid by the firms for the subcontracted workers are given by:

$$F = fw \left[ \int_{z^*} S(n, z; w) d\mu(z, l) + M \int_{z^*} S(n, z; w) d\nu(z) \right]. \quad (24)$$

Finally, the clearing condition for the labor market is given by:

$$N^s(\mu, M; w) = \int_{z^*} [L(l, z; w) + S(n, z; w)] d\mu(z, l) + M \int_{z^*} [L(0, z; w) + S(n, z; w)] d\nu(z) \quad (25)$$

A *stationary industry equilibrium* with positive entry and exit is a set of value functions and decision rules, a wage  $w^*$ , a stationary distribution of firms  $\mu^*$ , and a mass of entrants  $M^*$  such that:

1. Given prices, the value functions of the firms and the policy functions are consistent with firms optimization.
2. There is an invariant distribution over firms:  $\mu^* = T(\mu^*, M^*; w^*)$ .
3. The resource constraint (equation 22) and the labor market clearing conditions (equation 25) are satisfied.
4. The free entry (equation 10) is satisfied.

## 5.2 Results

In this section I present the results for the policy analysis. Few things to consider before presenting the results: first, I only compare steady-state values, and do not discuss the transitional dynamics. Second, I need to parametrize labor supply preferences: I set the elasticity of labor  $\phi = 0.84$  (see Medina and Soto (2007) for estimations for Chile), and  $B = 11.62$  so that total employment is 0.25.

### 5.2.1 Aggregate outcomes, prices and labor market

Table 6 reports the steady-effects of reducing firing costs in the four estimated models. The column label Full model/Slow tenure shows the effect of reducing firing costs in the benchmark model. Output goes up 3.54% when firing costs are eliminated, both due to an increase in productivity (+1.02%) coming from the better allocation of resources, and in total employment (+2.49%). The increase in permanent workers is even larger, as all the jobs previously assigned to subcontracted workers are

reallocated to workers inside the firm. In the absence of firing costs, the wage of permanent workers goes up 5.75% as the distortions coming from firing costs disappear.

One of the main findings of the paper comes from the comparison of the effect of reducing firing costs between my benchmark model and the model without subcontracting/quick tenure. The column labeled No subcontracting/quick tenure in Table 6 presents the effect of reducing firing costs in a model that is equivalent to the framework in [Hopenhayn and Rogerson \(1993\)](#). In this case, eliminating the regulation has also a positive impact on output, labor productivity and employment, though the effect is substantially larger in comparison to the effect of the same reform applied to my benchmark economy. In particular, the effect is larger on labor productivity, as subcontracting workers firms circumvent the regulation, and improve the allocation of labor in heavily regulated environments. The allocation of resources, therefore, in an economy where firms cannot subcontract is more inefficient, and the benefits of removing the regulation are larger. Even when firing costs (as a percentage of the wage bill of permanent workers) are substantially larger in the benchmark economy (i.e. 6.1 versus 3.4%) the firms in this economy use resources more efficiently, and better allocate labor due to the presence of subcontracted workers.

For completeness, the table also presents the results of removing the regulation in the benchmark economy, but when permanent workers get tenure quickly, and in the model without subcontracting when permanent workers slowly get tenure. The results are still consistent with the fact that firms manage risk better in the presence of subcontracted workers, as they buffer the regular workforce from economic fluctuations to avoid workers' firing costs by subcontracting workers.

**Table 6:** Steady-State Effects of Eliminating Firing Costs

	Full model		No subcontracting	
	Quick tenure	Slow tenure	Quick tenure	Slow tenure
Output	2.87	3.54	4.20	2.24
Consumption	2.81	3.59	2.90	2.28
Average labor productivity	0.88	1.02	2.49	0.32
Total employment	1.97	2.49	1.67	1.92
Permanent	3.09	3.73	1.67	1.92
Wage permanent workers	4.51	5.75	4.34	3.92
Layoff costs/wage bill (before)	0.036	0.061	0.034	0.040
Subcontracting costs/wage bill (before)	0.087	0.092	-	-

Notes: The table reports the steady-state percentage change if the firing costs are eliminated starting from each of the different estimated models.

Table 7 shows the results from the comparison between the benchmark economy (with quick and slow tenure), and the new stationary equilibrium associated with eliminating subcontracted workers.<sup>30</sup>

<sup>30</sup>In the model, to eliminate subcontracted workers I assume the fee charged by the subcontract firm becomes sufficiently

The results show that output, employment and productivity go down when subcontracted workers are prohibited, as this change eliminates a margin that firms exploit to adjust to productivity shocks; firms fire subcontracted workers as a response to a negative shocks without paying firing costs. Instead, in the model without subcontracted workers, firms are forced to smooth their employment level over time to reduce firing costs. In the benchmark model, the lower output comes more from a decrease in the number of workers than from a decrease in average labor productivity. Instead, in the model with quick tenure the effects comes from a slow down in the reallocation of workers, and a decrease in productivity, and not so much from a decrease in employment. Firms in the economy with slow tenure use resources more efficiently, and already allocate employment better (i.e. subcontracted costs/wage bill are 0.092% in the economy with slow tenure versus 0.087% in the quick tenure economy). These results come against the common view that subcontracted jobs are of lower quality, and that they decrease productivity. We see that the winners from this policy are permanent workers which increase in their hiring.

Row 5 reports the change in the wage of permanent workers in both models. When subcontracted workers are eliminated, there is a decrease in the wage of permanent workers coming from the increase in the number of permanent workers which lowers average labor productivity. As productivity decreases a lot more in the model with quick tenure, the effect on wages is also substantially larger. This lower wage compensates firms for the higher average adjustment cost of labor (i.e layoff costs/wage bill increase 1.74 and 0.67%).

**Table 7:** Steady-State Effects of Eliminating Subcontracted Workers

	Quick tenure	Slow tenure
Output	-0.146	-0.082
Average labor productivity	-0.095	-0.020
Mass of firms	-0.620	-0.227
Layoff costs/wage bill	1.738	0.674
Total employment	-0.051	-0.062
permanent	1.073	1.150
Wage permanent workers	-0.058	-0.018
Layoff costs/wage bill		
before	0.036	0.061
after	0.037	0.062
Subcontracting costs/wage bill	0.087	0.092

Notes: The table reports the steady-state percentage change if subcontracted work was eliminated from both of models or, equivalently, if the wage premium on subcontracted workers was prohibitively high.

high.



## 6 Conclusion

In this paper, I analyze the effect of firing costs on aggregate outcomes when firms can circumvent the regulation subcontracting as a substitute for hiring full-time workers. In countries with strict job security regulations firms use flexible staffing arrangements to buffer the regular workforce from economic fluctuations and avoid workers' firing costs. I set up an industry equilibrium model in the tradition of [Hopenhayn and Rogerson \(1993\)](#) with heterogeneous firms and endogenous entry and exit, where firms can hire two types of workers: permanent workers that entail random firing costs, and subcontractors that are totally flexible, but carry a wage premium above the compensation permanent workers demand.

The results for the model estimations show that to match plant-level employment dynamics in the manufacturing sector in Chile subcontracted workers are needed. Put differently, a model that ignores this adjustment margin yields firing costs that are too low and very much at odds with empirical data. In the model with subcontracted workers firing costs are equivalent to seven monthly wages, and permanent workers get tenure after approximately 4 years in the job. Firms, in this framework, are willing to pay a rather large wage premium on subcontracted workers to be able to substitute for hiring workers (10%). Instead, in the model without subcontracted workers, firing costs are equivalent to only one monthly wage.

These findings are consistent with the results from the policy experiments which show that allowing firms to subcontract workers increases output, employment and productivity. Subcontracted workers allow firms to respond more aggressively to productivity shocks, which enhances the allocation of labor across firms and hence total factor productivity (TFP). Further, when firms can subcontract, the negative effects of firing costs in aggregate outcomes are less than previously estimated in the literature.

## A Solution algorithm

### A.1 Partial equilibrium model

In this section, I present the solution algorithm for the partial-equilibrium model. Basically, the algorithm consists of two steps: 1) find the unique price  $p^*$  that is consistent with the free entry condition; 2) second, find the fixed point of .

**Step 1** Iterate over  $p_i$  until the entry condition is satisfied at  $p^*$ :

- (a) For each  $p_i$ , compute  $V_i(l, z; p_i)$  and  $V_i(0, z; p_i)$
- (b) Let  $EC(p_i) \equiv \int V(0, z; p) d\nu(z)/p_i - c_e$ . If  $EC(p_i) > 0$ , then set  $p_{i+1} < p_i$ , otherwise set  $p_{i+1} > p_i$ .

**Step 2** Iterate over  $(\mu_i, M_i)$  until  $Q^d = Q^s$  at  $(\mu^*, M^*)$ :

- (a) Letting  $M_0 = 1$ , solve for the stationary distribution  $\mu_0^{ss}$  using the law of motion for the distribution of firms (equation 12)
- (b) Let  $EQ(\mu_i, M_i) \equiv Q^d - Q^s(\mu_i^{ss}(M_i), M_i; p^*)$ . If  $EQ(\mu_i, M_i) > 0$ , then set  $M_{i+1} > M_i$ , otherwise set  $M_{i+1} < M_i$ . When  $EQ(\mu_{i+1}, M_{i+1}) \approx 0$  then  $(\mu_{i+1}, M_{i+1}) = (\mu^*, M^*)$

### A.2 General equilibrium model

To solve the general equilibrium model as explained in Section 5, the algorithm starts with Step 1 as before, but solving for the wage of permanent workers  $w_i$  instead of  $p_i$ . Then, I continue on to Step 2a:

**Step 2a** Iterate over  $(\mu_i, M_i)$  until the resource constraint  $C = Y - Mc_e - F$  and the labor market clearing condition  $L^d = N^s$  are satisfied at  $(\mu^*, M^*)$ :

- (a) Letting  $M_0 = 1$ , solve for the stationary distribution  $\mu_0^{ss}$  using the law of motion for the distribution of firms (equation 12)
- (b) Let  $LMC(\mu_i, M_i) \equiv L^d(\mu_i^{ss}(M_i), M_i; w^*) - N^s[w^*, \Pi(\mu_i^{ss}(M_i), M_i; w^*)]$ . If  $LMC(\mu_i, M_i) > 0$ , then set  $M_{i+1} < M_i$ , otherwise set  $M_{i+1} > M_i$ . When  $LMC(\mu_{i+1}, M_{i+1}) \approx 0$  then  $(\mu_{i+1}, M_{i+1}) = (\mu^*, M^*)$

## References

- AGUIRREGABIRIA, V. AND C. ALONSO-BORREGO (2014): “Labor Contracts and Flexibility: Evidence from a Labor Market Reform in Spain,” *Economic Inquiry*, 52, 930–957.
- ALONSO-BORREGO, C., J. FERNÁNDEZ-VILLAVERDE, AND J. E. GALDÓN-SÁNCHEZ (2005): “Evaluating labor market reforms: a general equilibrium approach,” *NBER Working Paper*, 11519.
- ALTONJI, J. G. AND L. M. SEGAL (1996): “Small-sample bias in GMM estimation of covariance structures,” *Journal of Business & Economic Statistics*, 14, 353–366.
- ALVAREZ, F. AND M. VERACIERTO (2001): “Severance payments in an economy with frictions,” *Journal of Monetary Economics*, 47, 477–498.
- (2012): “Fixed-term employment contracts in an equilibrium search model,” *Journal of Economic Theory*, 147, 1725–1753.
- AUTOR, D. H. (2001): “Why do temporary help firms provide free general skills training?” *Quarterly Journal of Economics*, 116, 1409–1448.
- (2003): “Outsourcing at Will: The Contribution of Unjust Dismissal Doctrine to the Growth of Employment Outsourcing,” *Journal of Labor Economics*, 21, 1–42.
- BENTOLILA, S. AND J. J. DOLADO (1994): “Labour flexibility and wages: lessons from Spain,” *Economic Policy*, 55–99.
- BENTOLILA, S. AND G. SAINT-PAUL (1992): “The macroeconomic impact of flexible labor contracts, with an application to Spain,” *European Economic Review*, 36, 1013–1047.
- BLANCHARD, O. J. AND J. TIROLE (2008): “The Joint Design of Unemployment Insurance and Employment Protection: A First Pass,” *Journal of the European Economic Association*, 6, 45–77.
- BLOOM, N. (2009): “The impact of uncertainty shocks,” *Econometrica*, 77, 623–685.
- BOERI, T. (2011): “Institutional reforms and dualism in European labor markets,” *Handbook of labor economics*, 4b, 1173–1236.
- CABALLERO, R. J., E. M. R. A. ENGEL, AND J. HALTIWANGER (1997): “Aggregate Employment Dynamics: Building from Microeconomic Evidence,” *The American Economic Review*, 87, 115–137.
- CABRALES, A. AND H. A. HOPENHAYN (1997): “Labor-market flexibility and aggregate employment volatility,” *Carnegie-Rochester Conference Series on Public Policy*, 46, 189–228.
- CAHUC, P. AND F. POSTEL-VINAY (2002): “Temporary jobs, employment protection and labor market performance,” *Labour Economics*, 9, 63–91.

- CAHUC, P. AND A. ZYLBERBERG (2008): “Optimum income taxation and layoff taxes,” *Journal of public economics*, 92, 2003–2019.
- CAO, S., E. SHAO, AND P. SILOS (2011): “Fixed-term and permanent employment contracts: Theory and evidence,” *Bank of Canada Working Paper*.
- CINGANO, F., M. LEONARDI, J. N. MESSINA, AND G. PICA (2010): “The effects of employment protection legislation and financial market imperfections on investment: evidence from a firm-level panel of EU countries,” *Economic Policy*, 25, 117–163.
- DAVIS, S. J. AND J. HALTIWANGER (1992): “Gross job creation, gross job destruction, and employment reallocation,” *Quarterly Journal of Economics*, 107, 819–863.
- DERTOUZOS, J. N. AND L. A. KAROLY (1992): “Labor Market Responses to Employer Liability,” *RAND Publication Series*.
- DOLADO, J. J. AND R. STUCCHI (2008): “Do Temporary Contracts Affect TFP? Evidence from Spanish Manufacturing Firms,” *IZA Discussion Paper*.
- DUFFIE, D. AND K. J. SINGLETON (1993): “Simulated Moments Estimation of Markov Models of Asset Prices,” *Econometrica*, 61, 929.
- FELDSTEIN, M. (1976): “Temporary Layoffs in the Theory of Unemployment,” *Journal of Political Economy*, 84, 937–957.
- GOLDSCHMIDT, D. AND J. F. SCHMIEDER (2017): “The Rise of Domestic Outsourcing and the Evolution of the German Wage Structure,” *Quarterly Journal of Economics*, 132, 1165–1217.
- GOURIÉROUX, C. AND A. MONFORT (1997): *Simulation-based Econometric Methods*, Oxford University Press.
- GOURIO, F. AND N. ROYS (2014): “Size-dependent regulations, firm size distribution, and reallocation,” *Quantitative Economics*, 5, 377–416.
- HALTIWANGER, J., S. SCARPETTA, AND H. SCHWEIGER (2014): “Cross country differences in job reallocation: the role of industry, firm size and regulations,” *Labour Economics*, 26, 11–25.
- HAMERMESH, D. S. (1989): “Labor Demand and the Structure of Adjustment Costs,” *The American Economic Review*, 79, 674–689.
- HIRSCH, B. (2016): “Dual labor markets at work: The impact of employers’ use of temporary agency work on regular workers’ job stability,” in *Industrial and Labor Relations Review*, 1191–1215.
- HOPENHAYN, H. AND R. ROGERSON (1993): “Job turnover and policy evaluation: A general equilibrium analysis,” *Journal of Political Economy*, 915–938.

- HOUSEMAN, S. N. (2001): “Why Employers Use Flexible Staffing Arrangements: Evidence from an Establishment Survey,” *Industrial and Labor Relations Review*, 55, 149.
- ICHINO, A., F. MEALLI, AND T. NANNICINI (2008): “From temporary help jobs to permanent employment: what can we learn from matching estimators and their sensitivity?” *Journal of Applied Econometrics*, 23, 305–327.
- JAHN, E. AND M. ROSHOLM (2013): “Is temporary agency employment a stepping stone for immigrants?” *Economics Letters*, 118, 225–228.
- KATZ, L. F. AND A. B. KRUEGER (2019): “The Rise and Nature of Alternative Work Arrangements in the United States, 1995–2015,” *ILR Review*, 72, 382–416.
- MASTERS, J. K. AND G. MILES (2002): “Predicting the Use of External Labor Arrangements: A Test of the Transaction Costs Perspective,” *Academy of Management Journal*, 45, 431–442.
- McFADDEN, D. (1989): “A method of simulated moments for estimation of discrete response models without numerical integration,” *Econometrica*, 57, 995–1026.
- MEDINA, J. AND C. SOTO (2007): “The Chilean Business Cycles Through the Lens of a Stochastic General Equilibrium Model,” Working paper, Central Bank of Chile.
- MICCO, A. AND C. PAGES (2006): “The Economic Effects of Employment Protection: Evidence from International Industry-Level Data,” *IZA Discussion Paper*.
- PAKES, A. AND D. POLLARD (1989): “Simulation and the asymptotics of optimization estimators,” *Econometrica*, 57, 1027–1057.
- PAOLINI, D. AND J. D. D. TENA (2011): “Short or long-term contract? Firm’s optimal choice,” *Empirica*, 39, 1–18.
- PIERRE, G. AND S. SCARPETTA (2013): “Do firms make greater use of training and temporary employment when labor adjustment costs are high?” *IZA Journal of Labor Policy*, 2, 15.
- POLIVKA, A. (1996): “Into contingent and alternative employment: By choice,” *Monthly Lab. Rev.*, 10, 55–74.
- POSCHKE, M. (2009): “Employment protection, firm selection, and growth,” *Journal of Monetary Economics*, 56, 1074–1085.
- ROUWENHORST, K. G. (1995): *Asset pricing implications of equilibrium business cycle models*, Frontiers of Business Cycle Research, Princeton University Press.
- SAINT-PAUL, G. (1996): *Dual Labor Markets, A Macroeconomic Perspective*, MIT Press.

- SAMANIEGO, R. M. (2006): “Employment protection and high-tech aversion,” *Review of Economic Dynamics*, 9, 224–241.
- TEJADA, M. M. (2017): “Dual labor markets and labor protection in an estimated search and matching model,” *Labour Economics*, 46, 26–46.
- VAREJÃO, J. AND P. PORTUGAL (2007): “Employment dynamics and the structure of labor adjustment costs,” *Journal of Labor Economics*, 25, 137–165.
- VERACIERTO, M. (2001): “Employment Flows, Capital Mobility, and Policy Analysis,” *International Economic Review*, 42, 571–596.
- (2007): “On the short-run effects of labor market reforms,” *Journal of Monetary Economics*, 54, 1213–1229.