


MICROECONOMICS REIMAGINED

Utilizing instructional design, open educational resources & interactive tools

AEA Presentation
January 2023

Development Team:

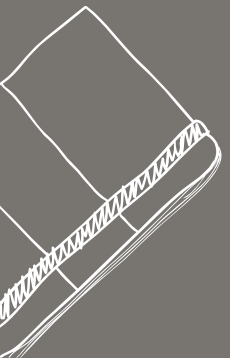

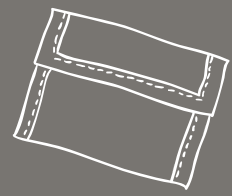
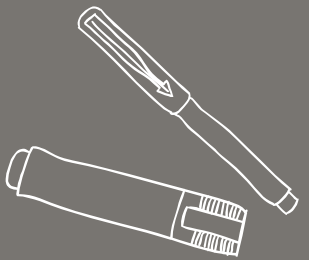
Amy Eremionkhale
Mya Eveland
Shelby Frost
Todd Swarthout



1.

BACKGROUND

The purpose of the course re-design project



OUR SOLUTIONS

Project Aims

To address multiple issues, the aim of our project was to redesign the ECON 2106 Principles of Microeconomics master course for an overall improved learning environment for students. The main objectives were to create a sustainable and replicable course that:

Engagement



Increases student engagement in the online space.

Success



Increases student success overall.

Cost



Provides course materials to students at zero monetary costs.

Active Learning



Increases active learning options (hands-on problems & materials to deepen student learning).

Facilitation

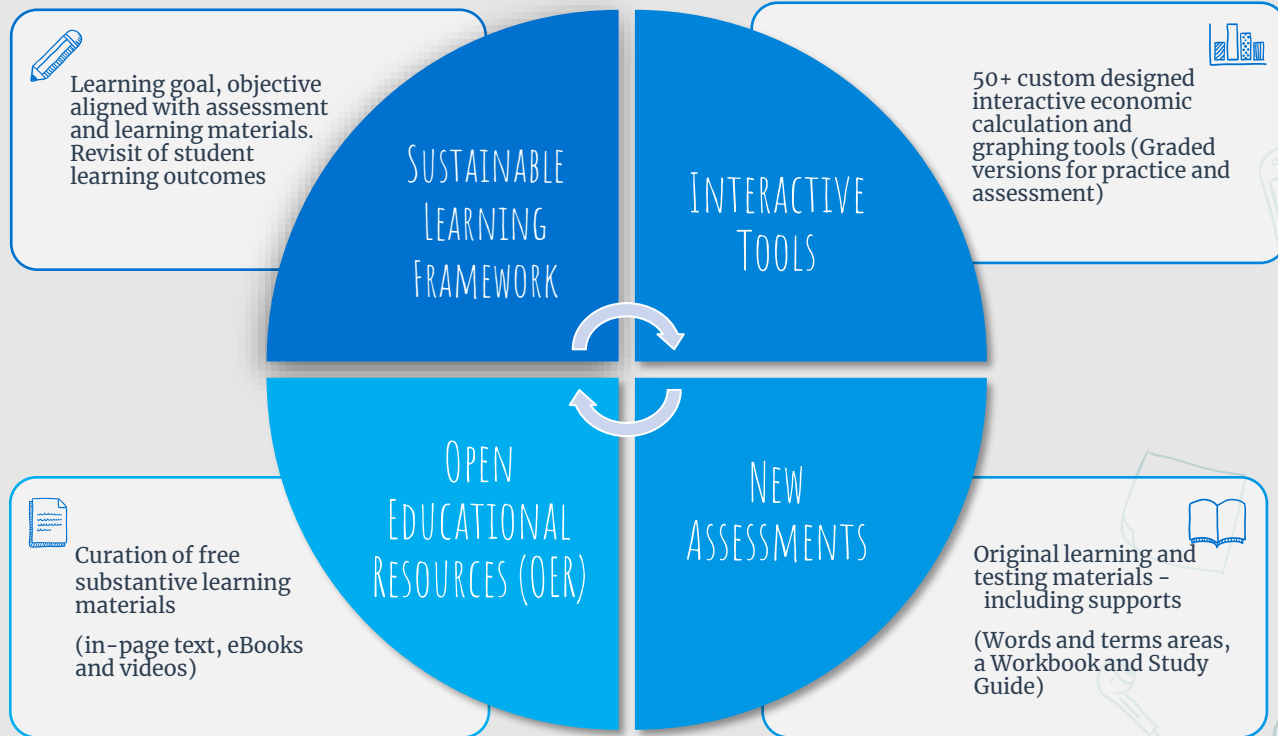


Reduces the stress of facilitating large classes (grading, student monitoring, etc.).

OUTCOMES

An undergraduate “master course” that can be delivered in any format (In-person, hybrid, online asynchronous, and online hybrid)

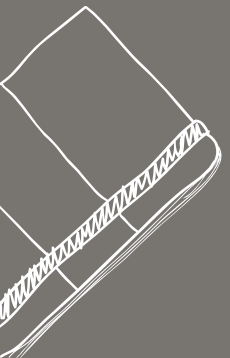

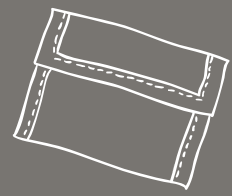
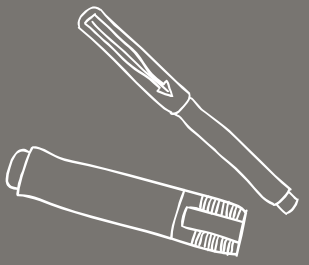
Piloted in 16 sections
Enrollment 1,377 students
(Fall 2021-present)



2.

THE INTERACTIVE TOOLS

The “secret sauce” to our success





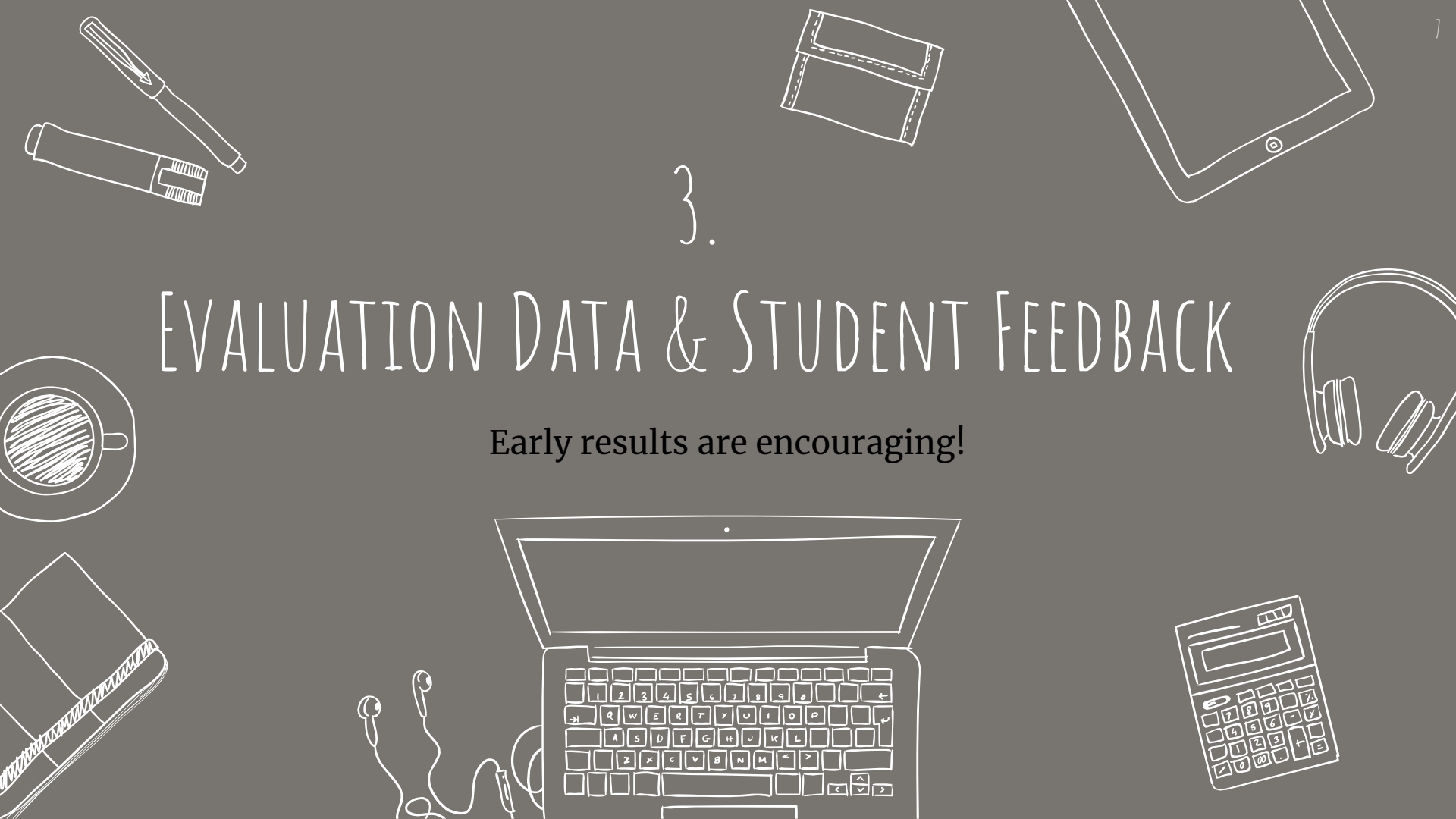
KEY BENEFITS OF THE INTERACTIVE TOOLS

- ✓ **Significant Randomization!**
- ✓ **Practice vs. Quiz versions (over 50 of each)**
- ✓ **Repetition & Immediate Feedback – Formative Assessment!**
- ✓ **Uniqueness lowers ability to cheat – Summative Assessment!**
- ✓ **Complexity built into problems**
 - Impossible with native LMS tools

3.

EVALUATION DATA & STUDENT FEEDBACK

Early results are encouraging!





OUTCOMES IN FALL 2021 & SPRING 2022

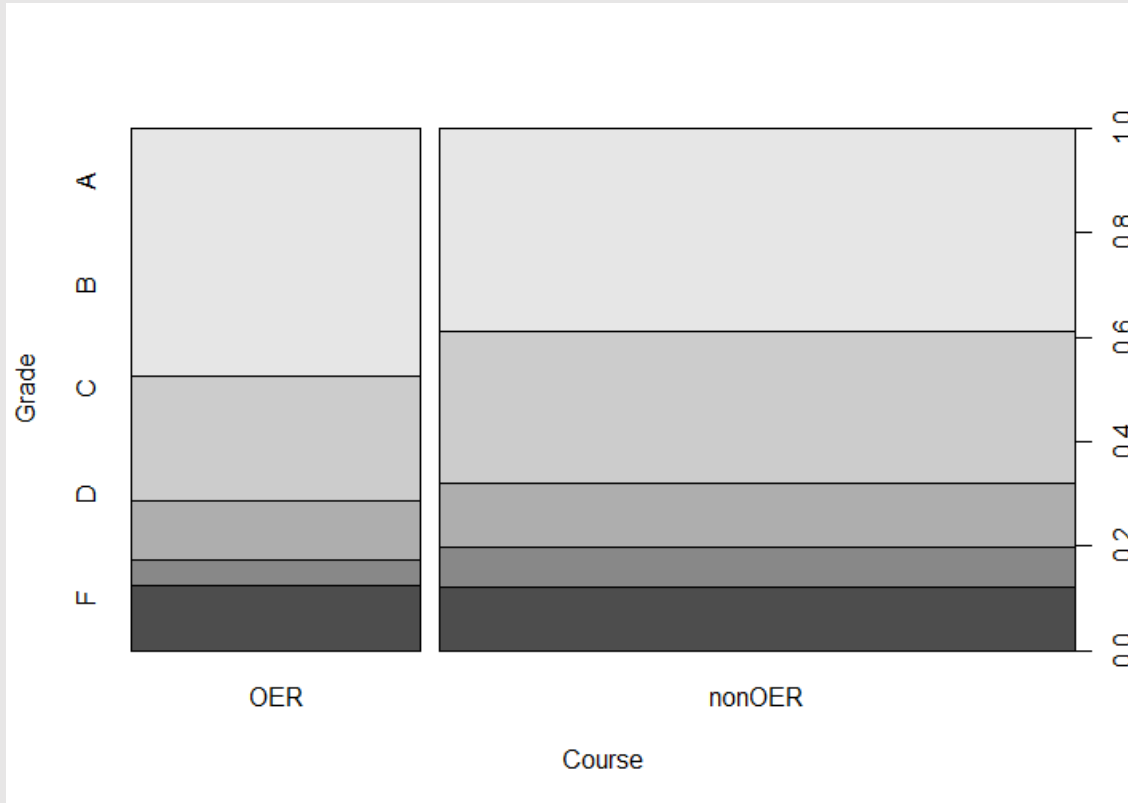
✘ Grade Distributions

- OER sections had better grade distributions compared to non-OER sections
- Statistically significant ($p\text{-value} = 0.01836$)

✘ Saved over 1,300 students \$75 each in course materials (over \$97,500 total) from Fall 2021-present

✘ Student feedback was excellent

COMPARISON OF GRADE DISTRIBUTIONS IN FALL 2021 & SPRING 2022



Asymptotic Linear-
by-Linear
Association Test

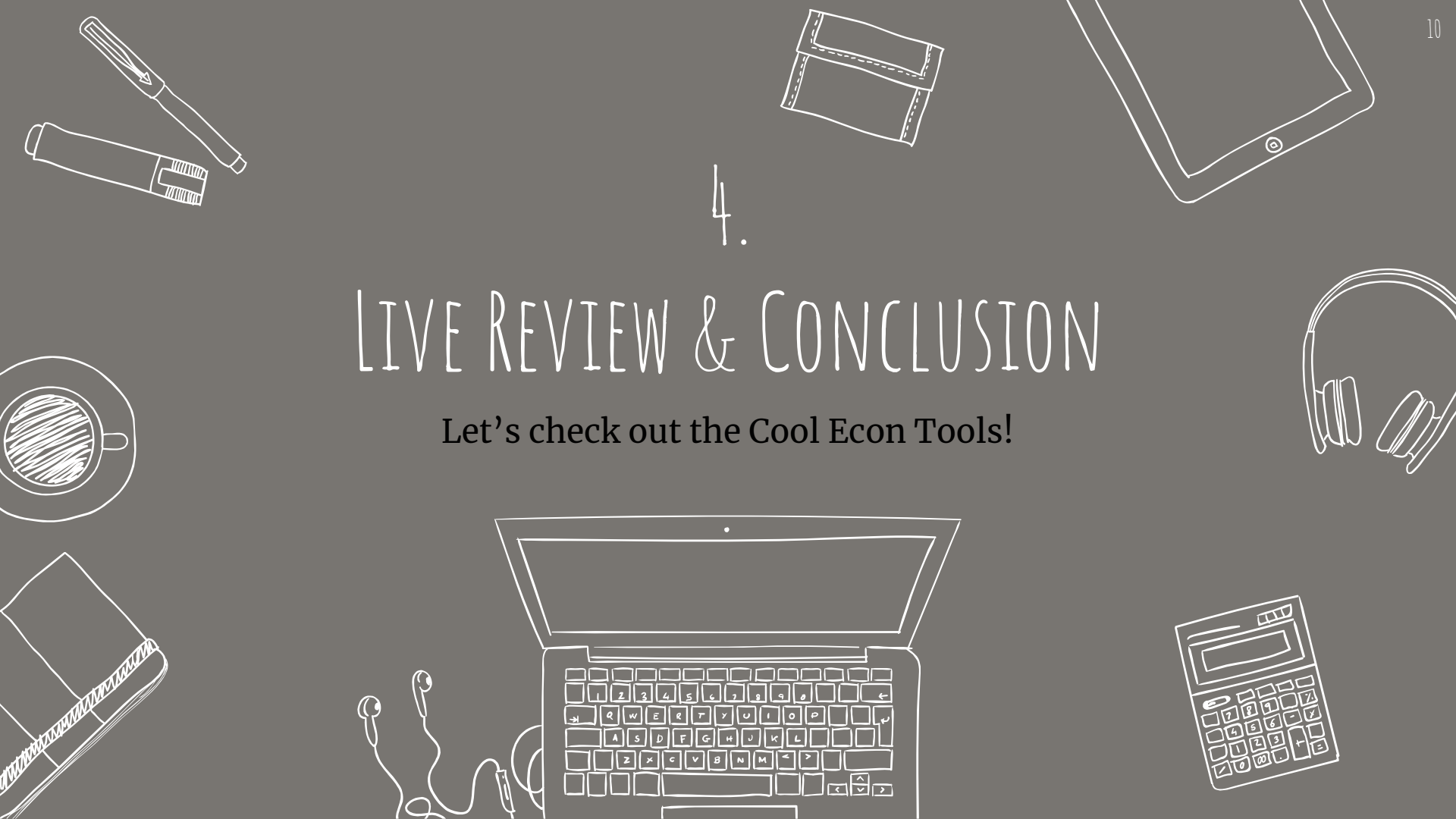
data: Grade
(ordered) by Course
(OER, nonOER)
 $Z = -2.3583$,
p-value = 0.01836

alternative
hypothesis:
two.sided

4.

LIVE REVIEW & CONCLUSION

Let's check out the Cool Econ Tools!



<http://econreimagined.gsu.edu/>





THANKS!

Any questions?

Corresponding Author:
Shelby Frost at sfrost@gsu.edu





Georgia State University® | ANDREW YOUNG SCHOOL OF POLICY STUDIES



aysps.gsu.edu

