

Inside Job or Deep Impact?  
Using Extramural Citations to Assess Economic Scholarship

Online Appendix

Josh Angrist, Pierre Azoulay, Glenn Ellison, Ryan Hill, and Susan Feng Lu\*

January 2020

---

\*MIT, IZA, and NBER; MIT and NBER; MIT and NBER; MIT; and Purdue and Northwestern Universities.

## Appendix A Interdisciplinary Citation Rates

Extramural citation rates are constructed by classifying articles in the *Web of Science* into disciplines, and then computing the fraction of references from articles in discipline  $d$  to articles in  $d'$  in year  $t$ . Article discipline is determined by citation rates to and from the trunk journals listed in Appendix Table A1. Our citation rates are weighted averages, placing more weight on citations from each discipline's most important journals. The importance of journal  $j$  to discipline  $d$  is measured by the rate at which discipline  $d$ 's trunk journal cites papers in journal  $j$ . The importance of economics journals is also measured by citation rates from a top-6 composite journal, constructed as described in Angrist et al. (2017).

### A.1 Constructing the Journal List

Our analysis covers 17 disciplines: five social sciences (anthropology, economics, political science, psychology, and sociology) and 12 other disciplines. We chose one or two trunk journals for each discipline, usually an association journal or journals. For example, the political science trunk is the *American Political Science Review* (APSR), published by the American Political Science Association.

Appendix Table A1 lists the 17 disciplines covered here, along with the trunk journal(s) and professional associations that generate this list. The journal list for each discipline starts as the set of 50 journals most cited by the discipline's trunk journal(s) in decades defined as 1970-1979, 1980-1989, 1990-1999, 2000-2009, and 2010-2015. For disciplines with two trunks, citations are added. We define highly cited journals by decade in order to capture all journals that were ever important in a discipline, even if their influence has changed.

Journals in the top 50 for more than one discipline-decade were assigned to a single discipline-decade as follows. First, journals were assigned to the discipline whose trunk cited them most in a given decade. For example, between 2010-15, the *Quarterly Journal of Economics* (QJE) was the second most-cited journal by the *American Economic Review* (AER) and the ninth most cited by the APSR. This puts the QJE in economics for 2010-2015.<sup>1</sup>

The list was then adjusted to take account of what each journal *cites*. This adjustment defines a set of "core journals" for each discipline-decade. Core journals are those in the smallest set initially assigned to each discipline-decade accounting for 30% of the citations from the relevant trunk

---

<sup>1</sup>An exception here is *Science*, which was assigned to multidisciplinary science even when ranked more highly by another discipline's trunk.

journal(s).<sup>2</sup> We then counted the fraction of each journal’s citations in each decade to core journals in each discipline. A journal-decade initially assigned to discipline  $d_0$  was moved to discipline  $d_1$  if the journal made at least 50% more citations to discipline  $d_1$ ’s core journals than to discipline  $d_0$ ’s core journals in that decade and if citations to discipline  $d_1$ ’s core journals comprised at least 5% of the total citations from this journal in that decade. For example, this rule moved *The Journal of Economic History* from Political Science to Economics in 2010-2015.

The journal reassignment process also produced a collection of unclassified journals, for which a discipline was not clearly identified. Specifically, journals were deemed “unclassified” when fewer than 3% of their outgoing citations were to core journals in their originally assigned discipline and no other discipline cleared the thresholds above for a new assignment. These reassignment rules were applied with an exception for the public health discipline. Because public health papers cite many articles in medicine, the 5% moving threshold was raised to 10% and the the 3% “unclassified” threshold lowered to 2% for journals initially in public health.

The procedure detailed above assigns journals to disciplines for each decade. Time-invariant discipline assignments were produced by assigning each journal to the discipline to which it was assigned in the largest number of decades. Journals without a unique modal assignment, or for which “unclassified” was the modal assignment, were designated (or remained) unclassified.

Finally, we modified a few algorithmic assignments that seemed incorrect. These modifications sent *the Harvard Business Review* and *Organizational Behavior and Human Decision Processes* to management, *the Annual Review of Public Health* to public health, *Nature Medicine* to medicine, and *the Journal of Econometrics*, *Econometric Theory*, *the Bell Journal of Economics and Management Science*, and *the Journal of Business Economics and Statistics* to economics. We found that the process of algorithmic assignment led the multidisciplinary science discipline to collect journals that are not really multidisciplinary. Many of these journals, like *The Journal of Cell Biology*, cover life science topics that are neither medicine nor public health, and, like those from chemistry, almost never cite the social sciences. We therefore restricted the multidisciplinary list to three prominent and well-cited multidisciplinary journals: *Science*, *Nature*, and *PNAS*. The final journal list for all disciplines is reported in Table A2.

---

<sup>2</sup>The core journals for public health are its trunks. This was motivated by the large number of citations from public health to medicine, a different discipline in our taxonomy.

## Appendix B Field Classification

### B.1 Overview and Data<sup>3</sup>

Our field classification starts by classifying articles into one of 17 “initial fields,” using each article’s Journal of Economic Literature (JEL) classification codes reported in *EconLit*. Many papers have multiple JEL codes. We therefore use machine learning to assign a single initial field to papers with more than one code. The second field classification step uses each paper’s initial field classification and the initial field of the papers each paper cites to form 9 clusters. These clusters, constructed using the *k*-means algorithm, become our “final fields”.

We classify *EconLit* papers published in journals on the economics journal list in the period 1970-2015. The sample for field (and style) classification is limited to papers matched to the *Web of Science* database because our analysis relies on the citation network unique to *Web of Science*. *EconLit* provides bibliographic information, JEL codes, keywords, and abstracts for most of these papers. Our copy of *Econlit* indexes 214,868 articles published between 1886 and 2016. Restricting this file to papers published in journals on our economics journal list from 1970-2015 leaves a database containing 145,680 papers.

Information on cited papers comes from the *Web of Science*. The potential *Web of Science* sample includes 192,091 articles published in journals on our journal list published from 1970-2015. This is a larger set of papers than the set found in *EconLit* for the same journals and years because *Web of Science* indexes a wider variety of document types. For example, *Web of Science* indexes each book review separately, while *EconLit* largely ignores these. Other documents found only in *Web of Science* are editor’s notes, conference announcements and notes, and econometric problems and solutions. Since most of these missing publications rarely cite or are cited by other articles, their omission is unlikely to matter.<sup>4</sup>

There is no unique identifier common to *Web of Science* and *EconLit*. We therefore started by matching each article’s journal issn, publication year, volume, issue, start page number, and end page number. This generates 127,484 matches. An additional 8,474 papers are matched on title and author (after removing capitalization, punctuation, common speech articles and author first names). Finally we execute a Stata `reclink` fuzzy merge using issn, year, volume, issue, start page, end page, and

---

<sup>3</sup>Appendices B and C were drafted by Suhas Vijaykumar.

<sup>4</sup>For example, the *Web of Science* indexes 477 entries in a report of the World Congress of the Econometric Society published in *Econometrica* issue no. 4 in 1971, while *EconLit* omits these.

author last names. We evaluate these fuzzy matches manually based on the match score and title. The final matched sample contains 138,079 papers, or 94.7% of potential *EconLit* matches.

We omit articles that do not contain at least one JEL code, since this feature is used to classify fields. Almost all of the articles without any JEL codes were published in 1990, a year in which only 75% of articles published in 1990 have codes (this probably resulted from the transition to a new JEL system). The final classification sample for fields and styles contains 137,162 articles.

## B.2 Classification into Initial Fields

Our 17 initial fields are microeconomics, macroeconomics, public finance, labor, industrial organization, development, urban economics, environmental, econometrics, finance, international, experimental (lab), economic history, political economy, productivity, law and economics, and other. Each JEL code is mapped to one of these fields using the scheme in Ellison (2002). Each article is then assigned a unique initial field using machine learning as described below.

### B.2.1 Training Data

We assembled a training dataset that exploits the fact that before 2004, JEL codes typically appear in *EconLit* in order of importance rather than alphabetically. We therefore assigned fields using the first JEL code for papers published in these years. Our machine learning algorithm treats fields assigned in this manner as a dependent variable, to be predicted using the full set of up to 7 (unordered) JEL codes as well as article titles and keywords.

These training data are supplemented with a set of field assignments for articles in widely recognized field journals (like the *Journal of Labor Economics*). Regardless of the JEL codes listed for these articles, the field journal's field becomes the dependent variable for articles in these journals.

Articles with a single JEL code were omitted from the training data because our scheme makes the set of JEL codes for these articles perfectly informative about fields. Training data with these articles included over-represents the prevalence of single-code fields, generating a misleadingly high success rate. Although single-JEL papers are not in the training data, they were classified by the machine learning model. The machine learning algorithm reclassified a few of these papers using information in titles and keywords.

## B.2.2 Development and Political Economy Training Supplement

Fields that have shifted research focus since the 1970s and 1980s proved hard to classify. We especially struggled with development and political economy; many recent development papers were initially classified as labor or public finance, while our machine learning routine classified many studies that are now considered political economy as macroeconomics or public finance. We believe this problem arises from the evolution of topics within these fields. Development economics has moved from studying growth and institutions in developing countries to a much broader set of topics. Modern development authors cite earlier development papers little, instead citing methodologically similar studies in labor and public finance. Development authors today often assign JEL codes from these other fields as well. Political economy has also seen a sea change towards empirical papers that are often disconnected from earlier work in the field. We therefore supplemented the training data with 481 articles that were randomly selected from the set of papers that had at least one development or political economy JEL code published after 1990.

The random sampling procedure for this purpose weighted papers based on the share of AER citations that the article’s journal received in the publishing year. Papers in top journals therefore make up the bulk of this training supplement. These papers were hand classified into fields by trained research assistants and added to the training dataset. Although these papers contained at least one development or political economy JEL code, most of them were classified in other fields, with development and political economy classifications given to 18% and 20% of the supplement respectively.

## B.2.3 Field Classification Algorithm

The training dataset was used to train a random forest classifier for multi-JEL papers (Breiman, 2001). Predictors include (up to 7) fields for (up to 7) JEL codes, dummies for words occurring in the title, and dummies for keywords.<sup>5</sup> Words occurring in the titles and keywords of more than 50% of articles or fewer than .5% of articles were excluded. Titles were preprocessed using standard procedures in the Python Natural Language Toolkit (NLTK) (Bird, Klein and Loper, 2009), including stemming words (e.g. “regressing” is reduced to “regress”). Geopolitical entities were tagged and numbers were replaced by a word indicating their type (e.g. year, decimal, fraction, percentage, integer). Finally we marked papers that had the name of a non-OECD country in the title to further address the challenge of identifying modern development papers.

---

<sup>5</sup>Classification and coding uses the Python “Scikit-learn” package (Pedregosa et al., 2011).

We classified papers into fields using a random forest algorithm because this worked well in cross-validation comparisons with other schemes.<sup>6</sup> Our classifier consists of 500 trees with 30% of covariates sampled for each tree, with each tree trained to classify a sample of articles drawn randomly (with replacement) from the training dataset. The number of covariates per tree was chosen to minimize classification error in a 90-10 split-sample test. Also in a 90-10 split sample test, the algorithm with these parameters classified 78.7% of training articles correctly.

### B.3 Clustering into Final Fields

Nine final fields were constructed by clustering the 17 initial fields using a  $k$ -means algorithm that looks at each paper’s initial field and the initial fields of the papers it cites<sup>7</sup>. This process allows us to focus on larger fields and moves papers partly on the basis of articles authors choose to cite<sup>8</sup>.

Our application of  $k$ -means uses a weighting scheme to balance the influence of papers’ own initial field and the initial fields of cited articles. Specifically, each article,  $i$ , is assigned dummies for initial field, denoted  $D_{fi}$  for field  $f$ , and 17 variables that count the number of cited articles on article  $i$ ’s reference list for each field, denoted  $N_{fi}$  for field  $f$ . We then weight these variables as follows.

First, a reference list weight is defined:

$$w_i^{ref} = w^a \cdot (1 - w^b(1 - x_i))$$

where  $x_i$  is the percentage of reference list citations that were classified using *EconLit* data. Since our classified set of papers covers only 70 journals and 45 years, many reference list papers are not classified. We down-weight the influence of reference list fields for papers that have a low percentage of classified references. We found that the reference list fields were more informative for papers published in later decades, so we increased the weights linearly across years. The weights  $w^a$  and  $w^b$  were preselected after inspection of a range of values; we used  $w^b = 0.3$  and a year specific  $w^a = 0.635 + \frac{\text{year}-1970}{1000}$ .

Next we define the own-field weight:

$$w_i^{own} = 1 - w_i^{ref}.$$

---

<sup>6</sup>See Morales (2017) for more on relative algorithm performance in the task of economics field classification. [https://www.dropbox.com/s/vqhg84r2w6fb42x/Classification\\_Summary\\_Morales.pdf](https://www.dropbox.com/s/vqhg84r2w6fb42x/Classification_Summary_Morales.pdf)

<sup>7</sup>See Bishop (2006) for more on `kmeans`, a Matlab package used for this purpose

<sup>8</sup>For example, Kamenica and Gentzkow (2011) develop a model of persuasion with applications to litigators, lobbyists, and salespeople. This paper gets law and economics as an initial field by virtue of the paper’s JEL codes and microeconomics as a final field by virtue of the fact that 72% of the papers it cites are initially classified as microeconomics.

Finally, we create 17 variables  $\text{own}_{fi}$  and 17 variables  $\text{refr}_{fi}$

$$\begin{aligned}\text{own}_{fi} &= D_{fi} \cdot (w_i^{\text{own}}/17) \\ \text{refr}_{fi} &= (\text{share}_{fi} - \overline{\text{share}_f}) \cdot (w_i^{\text{ref}}/17),\end{aligned}$$

where  $\text{share}_{fi} = \frac{N_{fi}}{\sum_g N_{gi}}$  is the fraction of articles in field  $f$  on article  $i$ 's reference list, and  $\overline{\text{share}_f}$  is the average over all articles for field  $f$ . The variables  $\text{own}_{fi}$  and  $\text{refr}_{fi}$  are used as features in the  $k$ -means clustering algorithm. A set of 16,887 articles with no references to other papers in our merged sample are manually assigned to clusters using their initial own-field classification.

## Appendix C Style Classification

Economics articles were classified into three styles: empirical, theoretical, and econometrics. Papers were first classified as empirical. Among those not classified as empirical, those not in the econometrics field were classified theoretical. As with classification into fields, style classification used supervised machine learning. Specifically, style classification used logistic ridge regression with inputs (explanatory variables) derived from article titles, journal identifiers, initial fields, keywords, publication decade, and abstracts (where available). Also as in the field classification procedure, this algorithm was chosen after comparing several alternatives.<sup>9</sup>

Roughly 30% of articles to be classified have no abstract. Not surprisingly, classification is more accurate with an abstract. We therefore first classified the full sample without using abstracts, then separately classified the subset of papers with abstracts using information from abstracts as additional features. The final classification gives precedence to the with-abstract classification result where available.

### C.1 Training Data

The training sample for style classification contains 5,469 hand-classified articles over-representing top journals. The training data include:

1. Articles originally classified as empirical or theoretical by Ellison (2002). These papers are from top-6 economics journals and published from 1971-1998: 1,503 articles

---

<sup>9</sup>Algorithms compared include logistic regression (with L1 and L2 penalty), support vector machines (with L1 and L2 penalty), binary classification trees, the naive-Bayes algorithm,  $k$ -nearest-neighbor classification (with both standard and `word2vec` embeddings), and classification using a shallow convolutional neural network (Kim, 2014).



2. Articles from entire issues of the AER, JPE, and Econometrica, as follows
  - AER, 1992-2004: 485 articles
  - Econometrica, 1998-2013: 822 articles
  - JPE, 1987-2014: 931 articles
3. Fifteen randomly chosen articles from each journal in our economics list published 1980-1989: 678 articles
4. Fifteen randomly selected articles per economics journal per decade (1990-1999, 2000-2013) for top-20 journals based on cites from the AER. Five randomly selected articles per journal per decade for all other journals: 1,050 articles

## C.2 Text Processing

We pre-processed the text contained in titles, keywords, and abstracts to produce informative features for machine learning. This reduces dimensionality of text data and takes advantage of semantic similarities between documents.

The title and keywords are turned into a word-document matrix, where the rows represent documents and the columns represent unique words. The entries of this matrix count word frequency in a document. We dropped words that occur in less than .001% or more than 50% of articles. We then fit a topic model to these title and keyword data using Latent Dirichlet Allocation (LDA) (Blei, Ng and Jordan, 2003). This step reduces dimensionality by forming topics containing groups of words that commonly appear in the same documents. Each document is then represented as a distribution over topics. Since titles contain only 10-15 words drawn from a vocabulary of about 20,000, they are highly sparse, and many informative words never appear in the training data. LDA is a popular dimension-reduction tool used in this scenario to capture similarity between documents (in this case, titles). We fit a model of 10, 30, 50, 70, 90, 110, 130, and 200 topics, following past work in the natural language processing literature on the classification of short text (Chen, Jin and Shen, 2011). The resulting topic dataset was used in classification both with and without abstracts.

We process words in abstracts (where available) using term-frequency minus inverse-document-frequency (TF-IDF). Here, we restrict the word-document matrix to words appearing in .1 – 50% of abstracts. TF-IDF is a metric computed by dividing the number of times a word appears in a specific document by the number of times that same word appears in all documents to be classified

(Wu et al., 2008). This process puts more weight on words that are unique to papers, causing the machine learning procedure to respond to the most informative text.<sup>10</sup>

### C.3 Classification

The full set of features used for style classification are the LDA and TF-IDF weights described above, an indicator for titles containing a question mark, fields assigned by the field classification procedure, journal names, and journal-decade interactions.

Using these predictors, articles were classified as empirical using ridge logistic regression, with regularization parameter  $\lambda = .0013$  for classification with abstract data (respectively  $\lambda = .0015$  without abstract data). The regularization parameter was chosen to maximize accuracy in a 90-10 split sample; the split was repeated 5 times for each potential choice of regularization parameter  $\lambda$ . In split-sample tests, classification accuracy was 81.7% without abstracts and 87.5% with abstracts.

As noted in the text, two raters classified fields and styles in a random sample of 100 papers. Rater styles agree with machine learning styles about 80% of the type and with each other 82% of the time. Inter-rater and machine learning agreement are both lower for fields than for styles, at 76% and 74%, respectively.

## Appendix D Decomposition of the Increase in Empirical Citation Shares

We document a steady increase over time of the share of weighted citations from economics that go to empirical papers, as shown in Figure 14. The AER-weighted empirical share increases from 0.33 in 1990 to 0.52 in 2015, a total change of 19 percentage points. This shift could be driven by three factors:

1. The share of papers published that are empirical is increasing
2. The share of citations from all papers to empirical work is increasing
3. The length of the reference lists in empirical papers is increasing relative to theoretical papers

---

<sup>10</sup>We compared the performance of a number of data representations including TF-IDF, dummies for each word, and sums of `word2vec` embeddings before settling on our chosen representation. Comparisons were performed using a 90-10 split-sample test, as elsewhere.

We decompose the empirical share increase into these three components, and find that roughly half of the increase is due to an increase in empirical publications, half due to an increasing share of citations to empirical work from both theoretical and empirical papers, and a negligible contribution from any differential change in reference list length. Propositions 1 and 2 describe the calculation.

**Definition 1** *Define the share of references in economics journals which are to empirical papers as*

$$s_e^t = \sum_j w_j^t s_{je}^t$$

where  $j$  indexes journals,  $w_j^t$  is the weight of journal  $j$ , and  $s_{je}^t$  is the share of identified references in journal  $j$  in year  $t$  which are references to empirical papers.

For each paper  $i$  published in journal  $j(i)$  in year  $t$ , define the individual paper weight  $w_i \equiv w_{j(i)}^t / N_j^t$  where  $N_j^t$  is the number of papers published in journal  $j$  in year  $t$ . Define the average number of matched references for papers in journal  $j$  as  $\bar{r}_j^t = R_j^t / N_j^t$  where  $R_j^t$  is the total number of references in journal  $j$  for which we can identify the style of the referenced paper. Write  $r_i$  for the number of references of paper  $i$  for which we can identify the style of the referenced paper. Write  $s_{ie}$  for the fraction of the references in article  $i$  which are empirical (as a fraction of all references for which we can identify the style.)

**Proposition 1** *We can write the share empirical as a weighted average of the share of empirical references in papers of each style  $s$ ,*

$$s_e^t = \sum_s w_s^t \bar{r}_s^t s_{se}^t$$

where  $w_s^t$  is a measure of the fraction of year  $t$  papers which are of style  $s$ ,  $\bar{r}_s^t$  is a measure of the length of the reference lists in papers of style  $s$  relative to the average for papers in the same journal, and  $s_{se}^t$  is a measure of the fraction of references in papers of style  $s$  which are empirical. Specifically,

the above formula holds with

$$\begin{aligned}
w_s^t &= \sum_{s(i)=s} w_i \\
\bar{r}_s^t &= \sum_{s(i)=s} \frac{w_i}{w_s^t} \frac{r_i}{\bar{r}_{j(i)}^t} \\
s_{se}^t &= \sum_{s(i)=s} \frac{w_i}{w_s^t} \frac{r_i / \bar{r}_{j(i)}^t}{\bar{r}_s^t} s_{ie}
\end{aligned}$$

We can decompose the change in this quantity over time into a sum of three terms: one reflecting the change in the average length of reference lists of papers of each style, a second compositional effect reflecting that more of the papers doing the citing are empirical, and a third effect reflecting the change in what papers of each style are referencing.

**Proposition 2** *The change in the share empirical can be decomposed as*

$$\underbrace{s_e^{t+1} - s_e^t}_{0.19} = \underbrace{\sum_s w_s^t (\bar{r}_s^{t+1} - \bar{r}_s^t) s_{se}^t}_{-0.005} + \underbrace{\sum_s (w_s^{t+1} - w_s^t) \bar{r}_s^{t+1} s_{se}^{t+1}}_{0.093} + \underbrace{\sum_s w_s^t \bar{r}_s^{t+1} (s_{se}^{t+1} - s_{se}^t)}_{0.102}$$

Each term is labeled with the calculation from the data. This shows that there is a 9 percentage point change in the number of empirical papers, a 10 percentage point change in the share of references going to empirical papers, and no change in the relative length of the reference lists between theoretical and empirical papers. The proofs of both propositions are provided below.

[Proof of Proposition 1](#)

Substituting in the definitions for the terms on the right side we get

$$\begin{aligned}
\sum_s w_s^t \bar{r}_s^t s_{se}^t &= \sum_s w_s^t \bar{r}_s^t \sum_{s(i)=s} \frac{w_i}{w_s^t} \frac{r_i / \bar{r}_{j(i)}^t}{\bar{r}_s^t} s_{ie} \\
&= \sum_s \sum_{s(i)=s} w_i \frac{r_i / \bar{r}_{j(i)}^t}{s_{ie}} \\
&= \sum_i w_i \frac{r_i / \bar{r}_{j(i)}^t}{s_{ie}} \\
&= \sum_j \sum_{j(i)=j} w_i \frac{r_i / \bar{r}_{j(i)}^t}{s_{ie}} \\
&= \sum_j \frac{w_j^t}{N_j^t} \frac{1}{\bar{r}_j^t} \sum_{j(i)=j} r_i s_{ie} \\
&= \sum_j w_j^t \frac{\sum_{j(i)=j} r_i s_{ie}}{R_j^t} \\
&= \sum_j w_j s_{j_e}^t
\end{aligned}$$

QED

### Proof of Proposition 2

Expanding the three terms on the right side of the decomposition with the distributive property the sum becomes

$$\begin{aligned}
&\sum_s w_s^t (\bar{r}_s^{t+1} - \bar{r}_s^t) s_{se}^t + \sum_s (w_s^{t+1} - w_s^t) \bar{r}_s^{t+1} s_{se}^{t+1} + \sum_s w_s^t \bar{r}_s^{t+1} (s_{se}^{t+1} - s_{se}^t) \\
&= \sum_s w_s^t \bar{r}_s^{t+1} s_{se}^t - \sum_s w_s^t \bar{r}_s^t s_{se}^t + \sum_s w_s^{t+1} \bar{r}_s^{t+1} s_{se}^{t+1} - \sum_s w_s^t \bar{r}_s^{t+1} s_{se}^{t+1} + \sum_s w_s^t \bar{r}_s^{t+1} s_{se}^{t+1} - \sum_s w_s^t \bar{r}_s^{t+1} s_{se}^t
\end{aligned}$$

The first term cancels with the sixth. The fourth term cancels with the fifth. This leaves just the second and third terms, which are the left hand side of the expression in the proposition.

QED

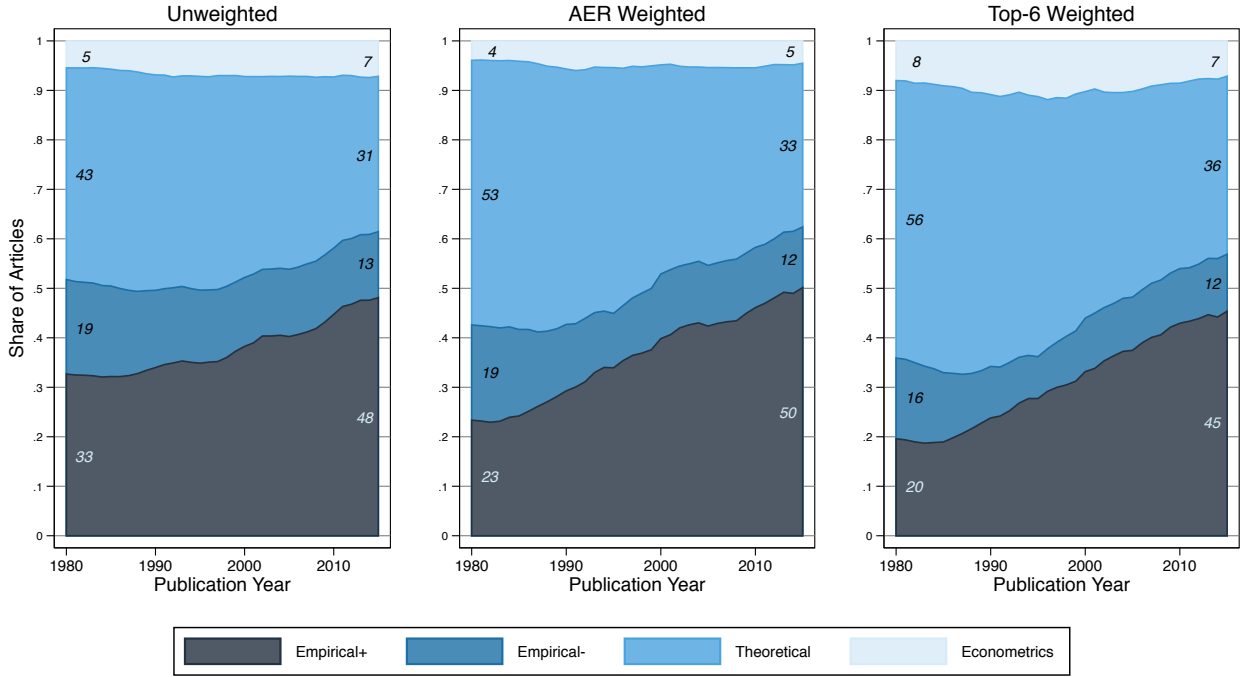
## Appendix E Additional Tables and Figures

This appendix provides supplementary materials including alternate style and centrality plots, full journal list, and alternate economics article leaderboards.

Figures [A1](#) and [A2](#) replicate the styles publication (Figure 13) and citation (Figure 14) plots, but split the empirical papers into marginally empirical and clearly empirical. Marginally empirical papers are defined as papers that score between 50 and 75 in the logistic ridge classifier defined in the text. Figure [A3](#) replicates Figure 22 in the main text, but plots the centrality rank of each journal against the citation rates from the business, math, and other science groups.

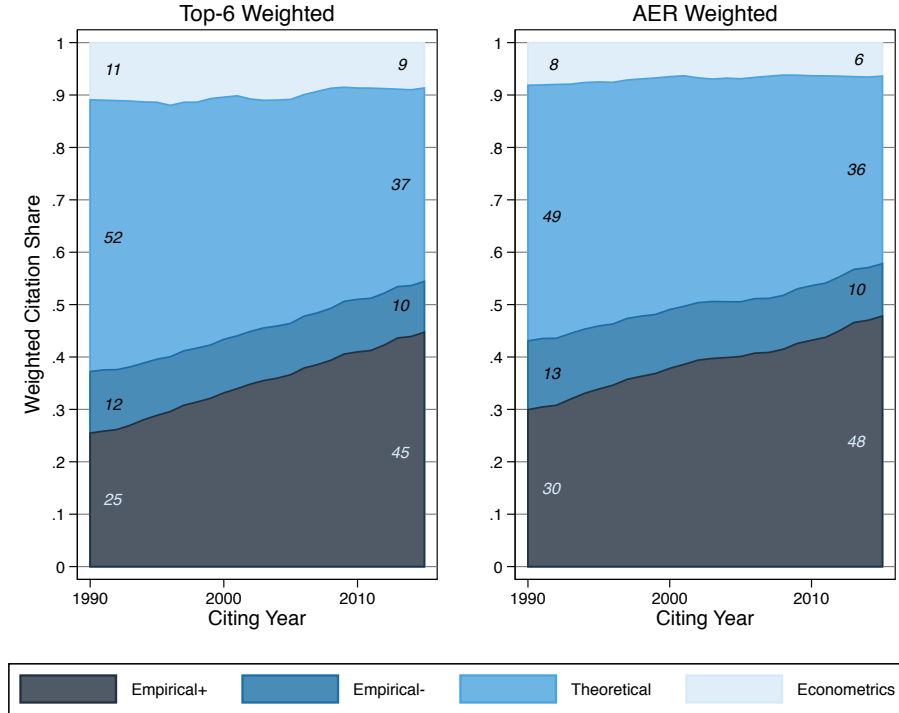
Table [A1](#) lists the leading professional association journals that are used as trunk journals to define the disciplines. Table set [A2](#) gives our full list of journals by discipline, for each of 17 disciplines. Journals are sorted by their importance to the relevant trunk journal(s) as measured by yearly citation rates. Table [A3](#) lists the top ten most-cited economics papers in each decade, as measured by citations from economics. As in Table 1 of the main text, papers in this list are ranked by weighted Web of Science citations. Unlike Table 1, which uses top-6 weighting, this table uses trunk journal (AER) weights. Table [A3](#) also reports raw citation counts. Table set [A4](#) provides similar lists of top articles as Table [A3](#), but reports articles that are most cited by the four other discipline groups: non-economics social sciences, business disciplines, mathematical disciplines, and other science disciplines.

Figure A1: Finer Classification of Economics Publications by Style



Note: This figure shows publication shares of economics papers in each style. Unweighted shares are presented in the left panel, and shares weighted by the importance of the publishing journal are plotted in the center (AER weights) and right panels (Top-6 weights). Papers labeled “Empirical-” have empirical style confidence scores between 50-74. Papers labeled “Empirical+” have empirical style confidence scores between 75-100. Plots are smoothed with five-year moving averages. Shares for each group appear in italics.

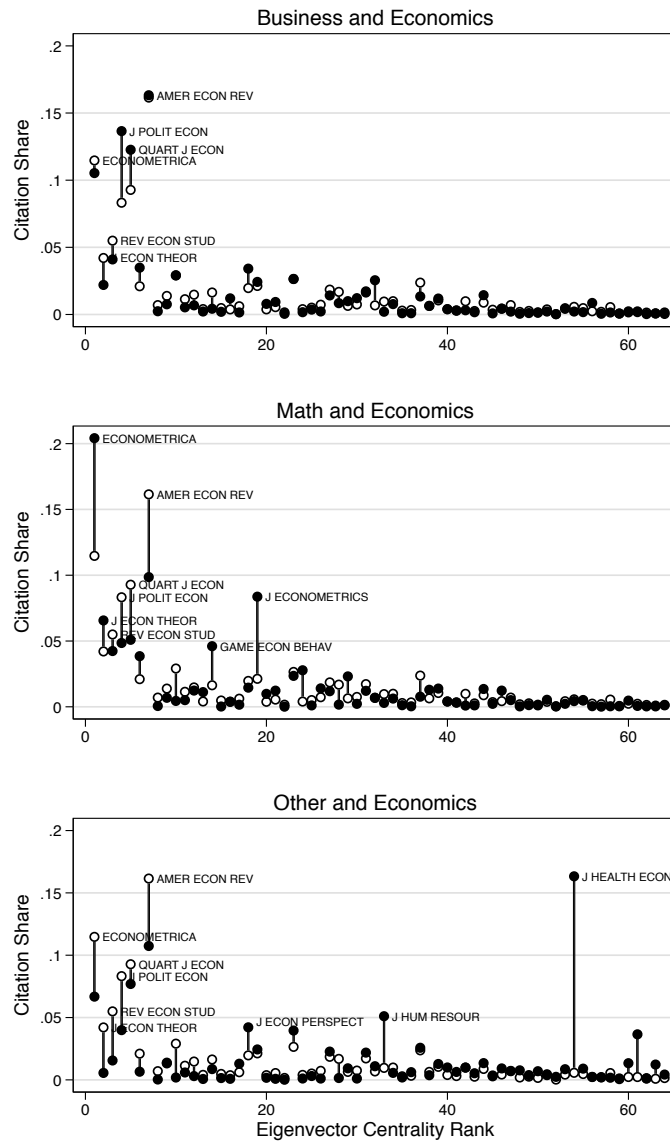
Figure A2: Finer Classification of Economics Citations Shares to Styles



Note: This figure shows weighted citation shares of economics papers to economics styles. Citations are weighted by importance of the citing journal in the left (AER weights) and right panels (Top-6 weights). Papers cited were published between 1970 and 2015. Papers labeled “Empirical-” have empirical style confidence scores between 50-74. Papers labeled “Empirical+” have empirical style confidence scores between 75-100. Plots are smoothed with five-year moving averages. Shares for each group appear in italics.



Figure A3: Share of Citations from Non-Social Science Journals to Economics Journals Ranked by Journal Centrality (2010-2015)



Note: This figure plots the trunk-weighted share of citations from non-social science disciplines to economics journals. Economics citation rates are plotted with hollow markers. Extramural discipline citation rates are plotted with filled markers. The journals are sorted by centrality within the economics citation network as described in the text. The citing papers used to calculate the citation shares were published between 2010 and 2015.

Table A1: Trunk Journals and Professional Associations

<b>Discipline</b>	<b>Journal</b>	<b>ISSN</b>	<b>First Year Indexed</b>	<b>Association</b>
Accounting	Accounting Review	0001-4826	1927	American Accounting Association
Anthropology	American Anthropologist	0002-7294	1901	American Anthropological Association
Computer Science	Journal of the ACM	0004-5411	1954	Association for Computing Machinery
Economics	American Economic Review	0002-8282	1911	American Economic Association
Finance	Journal of Finance	0022-1082	1951	American Finance Association
Management	Academy of Management Review	0363-7425	1983	Academy of Management
	Academy of Management Journal	0001-4273	1958	Academy of Management
Marketing	Journal of Marketing	0022-2429	1936	American Marketing Association
Mathematics	Annals of Mathematics	0003-486X	1884	Princeton University
Medicine	New England Journal of Medicine	0028-4793	1928	Massachusetts Medical Society
	Journal of the American Medical Association	0098-7484	1945	American Medical Association
Multidisciplinary Science	Science	0036-8075	1901	American Association for the Advancement of Science
	Proceedings of the National Academy of Sciences	0027-8424	1915	National Academy of Sciences
Operations Research	Operations Research	0030-364X	1956	Institute for Operations Research and the Management Sciences
Physics	Physical Review Letters	0031-9007	1958	American Physical Society
Political Science	American Political Science Review	0003-0554	1906	American Political Science Association
Psychology	Psychological Review	0033-295X	1901	American Psychological Association
	Psychological Science	0956-7976	1990	Association for Psychological Science
Public Health	American Journal of Public Health	0090-0036	1912	American Public Health Association
	American Journal of Epidemiology	0002-9262	1965	Society for Epidemiologic Research
Sociology	American Sociological Review	0003-1224	1936	American Sociological Association
Statistics	Journal of the American Statistical Association	0162-1459	1901	American Statistical Association

Note: Disciplines with more than one leading professional association (Medicine, Multidisciplinary Science, Public Health) or whose leading association has two flagship journals (Management) are assigned two trunk journals.

Table A2: Journal List by Discipline

<b>Accounting</b>		
<b>Journal</b>	<b>First Year Indexed</b>	<b>Importance</b>
JOURNAL OF ACCOUNTING RESEARCH	1963	0.461
ACCOUNTING REVIEW	1944	0.337
JOURNAL OF ACCOUNTING & ECONOMICS	1982	0.220
AUDITING-A JOURNAL OF PRACTICE & THEORY	1984	0.044
ACCOUNTING ORGANIZATIONS AND SOCIETY	1981	0.044
CONTEMPORARY ACCOUNTING RESEARCH	2002	0.042
REVIEW OF ACCOUNTING STUDIES	2003	0.028
ACCOUNTING HORIZONS	2008	0.011
JOURNAL OF ACCOUNTING AND PUBLIC POLICY	1982	0.011
JOURNAL OF BUSINESS FINANCE & ACCOUNTING	2005	0.004

Note: The accounting trunk journal is *Accounting Review*.

Table A2: Journal List by Discipline (cont.)

<b>Anthropology</b>		
<b>Journal</b>	<b>First Year Indexed</b>	<b>Importance</b>
AMERICAN ANTHROPOLOGIST	1937	0.318
CURRENT ANTHROPOLOGY	1960	0.108
AMERICAN ETHNOLOGIST	1980	0.084
AMERICAN ANTIQUITY	1940	0.076
ANNUAL REVIEW OF ANTHROPOLOGY	1973	0.063
MAN	1901	0.051
ETHNOLOGY	1962	0.046
URBAN ANTHROPOLOGY	1972	0.045
CULTURAL ANTHROPOLOGY	1989	0.044
HUMAN ORGANIZATION	1953	0.026
HUMAN ECOLOGY	1972	0.025
JOURNAL OF LINGUISTIC ANTHROPOLOGY	2008	0.025
JOURNAL OF ANTHROPOLOGICAL ARCHAEOLOGY	1983	0.023
JOURNAL OF THE ROYAL ANTHROPOLOGICAL INSTITUTE	1995	0.021
JOURNAL OF ANTHROPOLOGICAL RESEARCH	1973	0.021
COMPARATIVE STUDIES IN SOCIETY AND HISTORY	1958	0.020
AFRICA	1943	0.018
ETHOS	1976	0.018
WORLD ARCHAEOLOGY	1969	0.018
LANGUAGE & COMMUNICATION	1982	0.018
JOURNAL OF AMERICAN FOLKLORE	1956	0.017
BEHAVIOR SCIENCE RESEARCH	1974	0.016
ANTHROPOLOGICAL LINGUISTICS	1959	0.016
MEDICAL ANTHROPOLOGY QUARTERLY	1990	0.015
ETHOLOGY AND SOCIOBIOLOGY	1979	0.015
ANTIQUITY	1956	0.014
ANTHROPOLOGICAL QUARTERLY	1966	0.013
PUBLIC CULTURE	1992	0.013
JOURNAL OF THE POLYNESIAN SOCIETY	1966	0.013
ARCTIC ANTHROPOLOGY	1962	0.012
JOURNAL OF ARCHAEOLOGICAL SCIENCE	1974	0.012
CRITIQUE OF ANTHROPOLOGY	1992	0.011
ARCHAEOLOGY	1956	0.011
OCEANIA	1936	0.010
JOURNAL OF SOCIOLINGUISTICS	2003	0.010
EVOLUTIONARY ANTHROPOLOGY	1997	0.010
ANTHROPOLOGY & EDUCATION QUARTERLY	1978	0.010
JOURNAL OF FIELD ARCHAEOLOGY	1984	0.010
LANGUAGE IN SOCIETY	1976	0.010
IDENTITIES-GLOBAL STUDIES IN CULTURE AND POWER	1994	0.009
ETHNOHISTORY	1987	0.009
CULTURE MEDICINE AND PSYCHIATRY	1980	0.008
JOURNAL OF ARCHAEOLOGICAL METHOD AND THEORY	1997	0.007
INTERNATIONAL JOURNAL OF OSTEOARCHAEOLOGY <sup>19</sup>	1995	0.007
ETHNOS	1966	0.007
ANTHROPOLOGICAL THEORY	2008	0.006

Note: The anthropology trunk journal is *American Anthropologist*.

Table A2: Journal List by Discipline (cont.)

Computer Science		
Journal	First Year Indexed	Importance
JOURNAL OF THE ACM	1954	0.271
SIAM JOURNAL ON COMPUTING	1977	0.105
COMMUNICATIONS OF THE ACM	1958	0.099
LECTURE NOTES IN COMPUTER SCIENCE	1981	0.098
JOURNAL OF COMPUTER AND SYSTEM SCIENCES	1974	0.078
INFORMATION AND CONTROL	1961	0.071
THEORETICAL COMPUTER SCIENCE	1980	0.056
IEEE TRANSACTIONS ON COMPUTERS	1964	0.040
INFORMATION PROCESSING LETTERS	1977	0.034
ARTIFICIAL INTELLIGENCE	1970	0.034
INFORMATION AND COMPUTATION	1987	0.031
JOURNAL OF ALGORITHMS	1981	0.030
ALGORITHMICA	1986	0.025
IEEE SYMPOSIUM ON FOUNDATIONS OF COMPUTER SCIENCE	1992	0.022
ACM TRANSACTIONS ON PROGRAMMING LANGUAGES AND SYSTEMS	1981	0.022
COMBINATORICA	1981	0.019
DISCRETE & COMPUTATIONAL GEOMETRY	1986	0.017
ACM TRANSACTIONS ON DATABASE SYSTEMS	1981	0.016
ACTA INFORMATICA	1976	0.016
DISTRIBUTED COMPUTING	1986	0.015
SIGPLAN NOTICES	1983	0.013
COMPUTER JOURNAL	1958	0.013
RANDOM STRUCTURES & ALGORITHMS	1991	0.012
IEEE TRANSACTIONS ON SOFTWARE ENGINEERING	1977	0.012
JOURNAL OF LOGIC PROGRAMMING	1986	0.011
JOURNAL OF CRYPTOLOGY	1994	0.010
JOURNAL OF SYMBOLIC COMPUTATION	1985	0.010
INTERNATIONAL JOURNAL OF COMPUTER MATHEMATICS	1965	0.010
SIAM JOURNAL ON DISCRETE MATHEMATICS	1990	0.010
SYMPOSIUM ON LOGIC IN COMPUTER SCIENCE	1993	0.010
COMPUTATIONAL GEOMETRY-THEORY AND APPLICATIONS	1993	0.010
DISCRETE APPLIED MATHEMATICS	1979	0.009
MATHEMATICAL SYSTEMS THEORY	1975	0.009
COMPUTING	1966	0.009
JOURNAL OF ARTIFICIAL INTELLIGENCE RESEARCH	1995	0.009
PROCEEDINGS OF THE ANNUAL ACM SYMPOSIUM ON THEORY OF COMPUTING	2007	0.009
COMPUTATIONAL COMPLEXITY	1995	0.008
COMPUTING SURVEYS	1976	0.008
ACM TRANSACTIONS ON COMPUTER SYSTEMS	1983	0.008
IEEE CONFERENCE ON COMPUTATIONAL COMPLEXITY	1999	0.008
PERFORMANCE EVALUATION	1981	0.007
COMPUTER	1970	0.007
INTERNATIONAL JOURNAL OF COMPUTER & INFORMATION SCIENCES	1975	0.007
MACHINE LEARNING	1990	0.007
INTERNATIONAL CONFERENCE ON DATA ENGINEERING	1997	0.007
THEORY OF COMPUTING SYSTEMS	1997	0.006
IEEE INFOCOM	1994	0.006
ANNALS OF PURE AND APPLIED LOGIC	1983	0.006
IEEE TRANSACTIONS ON KNOWLEDGE AND DATA ENGINEERING	1992	0.006
COMPUTER NETWORKS AND ISDN SYSTEMS	1978	0.005
JOURNAL OF PARALLEL AND DISTRIBUTED COMPUTING	1984	0.005
COMBINATORICS PROBABILITY & COMPUTING	1998	0.005
COMPUTER SECURITY FOUNDATIONS WORKSHOP	1996	0.004

Note: The computer science trunk journal is *Journal of the ACM*.

Table A2: Journal List by Discipline (cont.)

<b>Economics</b>		
<b>Journal</b>	<b>First Year Indexed</b>	<b>Importance</b>
AMERICAN ECONOMIC REVIEW	1916	0.261
JOURNAL OF POLITICAL ECONOMY	1919	0.127
ECONOMETRICA	1934	0.086
QUARTERLY JOURNAL OF ECONOMICS	1902	0.077
REVIEW OF ECONOMIC STUDIES	1936	0.046
REVIEW OF ECONOMICS AND STATISTICS	1950	0.033
JOURNAL OF MONETARY ECONOMICS	1976	0.031
JOURNAL OF ECONOMIC THEORY	1969	0.030
BELL JOURNAL OF ECONOMICS	1970	0.022
ECONOMIC JOURNAL	1902	0.022
JOURNAL OF ECONOMIC PERSPECTIVES	1988	0.022
JOURNAL OF PUBLIC ECONOMICS	1976	0.019
RAND JOURNAL OF ECONOMICS	1984	0.019
JOURNAL OF ECONOMIC LITERATURE	1969	0.018
JOURNAL OF INTERNATIONAL ECONOMICS	1972	0.014
JOURNAL OF LAW & ECONOMICS	1958	0.014
GAMES AND ECONOMIC BEHAVIOR	1991	0.013
JOURNAL OF LABOR ECONOMICS	1983	0.011
ECONOMICA	1927	0.011
INTERNATIONAL ECONOMIC REVIEW	1960	0.010
JOURNAL OF HUMAN RESOURCES	1966	0.010
JOURNAL OF THE EUROPEAN ECONOMIC ASSOCIATION	2005	0.010
ECONOMIC INQUIRY	1974	0.009
EUROPEAN ECONOMIC REVIEW	1969	0.009
BROOKINGS PAPERS ON ECONOMIC ACTIVITY	1970	0.009
JOURNAL OF ECONOMETRICS	1980	0.008
ECONOMICS LETTERS	1978	0.008
JOURNAL OF ECONOMIC BEHAVIOR & ORGANIZATION	1980	0.007
JOURNAL OF MONEY CREDIT AND BANKING	1976	0.007
ANNALS OF ECONOMIC AND SOCIAL MEASUREMENT	1974	0.007
AMERICAN ECONOMIC JOURNAL: APPLIED ECONOMICS	2009	0.006
JOURNAL OF ECONOMIC HISTORY	1945	0.006
AMERICAN ECONOMIC JOURNAL: MACROECONOMICS	2009	0.006
SOUTHERN ECONOMIC JOURNAL	1956	0.006
REVIEW OF ECONOMIC DYNAMICS	2001	0.006
JOURNAL OF DEVELOPMENT ECONOMICS	1976	0.006
AMERICAN ECONOMIC JOURNAL: ECONOMIC POLICY	2009	0.006
INDUSTRIAL & LABOR RELATIONS REVIEW	1956	0.005
CANADIAN JOURNAL OF ECONOMICS-REVUE CANADIENNE D ECONOMIQUE	1973	0.005
CARNEGIE-ROCHESTER CONFERENCE SERIES ON PUBLIC POLICY	1976	0.005
NATIONAL TAX JOURNAL	1956	0.005
JOURNAL OF LAW ECONOMICS & ORGANIZATION	1989	0.005
JOURNAL OF ECONOMIC EDUCATION	1969	0.005
JOURNAL OF ECONOMIC DYNAMICS & CONTROL	1980	0.004
JOURNAL OF INDUSTRIAL ECONOMICS	1956	0.004
JOURNAL OF URBAN ECONOMICS	1974	0.004
JOURNAL OF BUSINESS & ECONOMIC STATISTICS	1985	0.004
JOURNAL OF HEALTH ECONOMICS	1983	0.004
JOURNAL OF RISK AND UNCERTAINTY	1990	0.004
ECONOMIC THEORY	1995	0.004
OXFORD ECONOMIC PAPERS-NEW SERIES	1966	0.004
NBER MACROECONOMICS ANNUAL	1987	0.004
SCANDINAVIAN JOURNAL OF ECONOMICS	1976	0.004
JOURNAL OF ENVIRONMENTAL ECONOMICS AND MANAGEMENT	1974	0.004

EXPERIMENTAL ECONOMICS	2000	0.003
PUBLIC INTEREST	1965	0.003
INTERNATIONAL MONETARY FUND STAFF PAPERS	1966	0.003
MONTHLY LABOR REVIEW	1918	0.003
BELL JOURNAL OF ECONOMICS AND MANAGEMENT SCIENCE	1971	0.003
JOURNAL OF ECONOMICS & MANAGEMENT STRATEGY	1995	0.003
EXPLORATIONS IN ECONOMIC HISTORY	1969	0.003
AMERICAN JOURNAL OF AGRICULTURAL ECONOMICS	1968	0.002
KYKLOS	1956	0.002
ECONOMIC DEVELOPMENT AND CULTURAL CHANGE	1955	0.002
LAND ECONOMICS	1956	0.002
ECONOMIC RECORD	1966	0.002
WORLD DEVELOPMENT	1976	0.002
JOURNAL OF MATHEMATICAL ECONOMICS	1980	0.002
ECONOMETRIC THEORY	1988	0.001

---

Note: The economics trunk journal is *American Economic Review*.

Table A2: Journal List by Discipline (cont.)

<b>Finance</b>		
<b>Journal</b>	<b>First Year Indexed</b>	<b>Importance</b>
JOURNAL OF FINANCE	1956	0.488
JOURNAL OF FINANCIAL ECONOMICS	1976	0.289
JOURNAL OF BUSINESS	1954	0.112
REVIEW OF FINANCIAL STUDIES	1988	0.108
JOURNAL OF FINANCIAL AND QUANTITATIVE ANALYSIS	1966	0.063
JOURNAL OF BANKING & FINANCE	1980	0.012
FINANCIAL MANAGEMENT	1972	0.011
JOURNAL OF FINANCIAL MARKETS	2002	0.008
JOURNAL OF FINANCIAL INTERMEDIATION	1995	0.007
QUARTERLY REVIEW OF ECONOMICS AND BUSINESS	1966	0.006
JOURNAL OF PORTFOLIO MANAGEMENT	1984	0.006
JOURNAL OF INTERNATIONAL MONEY AND FINANCE	1983	0.005
JOURNAL OF FUTURES MARKETS	1981	0.005
ECONOMIC AND BUSINESS BULLETIN	1969	0.005
JOURNAL OF CORPORATE FINANCE	2001	0.005
JOURNAL OF RISK AND INSURANCE	1966	0.004
REVIEW OF FINANCE	2008	0.004
JOURNAL OF FINANCIAL RESEARCH	1984	0.004
FINANCIAL ANALYSTS JOURNAL	2001	0.004
ANNUAL REVIEW OF FINANCIAL ECONOMICS	2009	0.002
JOURNAL OF FINANCIAL SERVICES RESEARCH	1987	0.002
MATHEMATICAL FINANCE	1997	0.002

Note: The finance trunk journal is *Journal of Finance*.



Table A2: Journal List by Discipline (cont.)

<b>Management</b>		
<b>Journal</b>	<b>First Year Indexed</b>	<b>Importance</b>
ACADEMY OF MANAGEMENT JOURNAL	1958	0.198
ADMINISTRATIVE SCIENCE QUARTERLY	1956	0.174
JOURNAL OF APPLIED PSYCHOLOGY	1931	0.143
ACADEMY OF MANAGEMENT REVIEW	1983	0.121
ORGANIZATIONAL BEHAVIOR AND HUMAN PERFORMANCE	1966	0.113
STRATEGIC MANAGEMENT JOURNAL	1980	0.096
ORGANIZATION SCIENCE	1990	0.054
PERSONNEL PSYCHOLOGY	1951	0.039
HARVARD BUSINESS REVIEW	1934	0.038
JOURNAL OF MANAGEMENT	1983	0.032
HUMAN RELATIONS	1951	0.024
ORGANIZATIONAL BEHAVIOR AND HUMAN DECISION PROCESSES	1985	0.018
RESEARCH IN ORGANIZATIONAL BEHAVIOR	1982	0.017
CALIFORNIA MANAGEMENT REVIEW	1958	0.016
MANAGEMENT INTERNATIONAL REVIEW	1966	0.014
JOURNAL OF ORGANIZATIONAL BEHAVIOR	1988	0.013
JOURNAL OF MANAGEMENT STUDIES	1966	0.013
ORGANIZATION STUDIES	1981	0.012
JOURNAL OF INTERNATIONAL BUSINESS STUDIES	1976	0.011
JOURNAL OF VOCATIONAL BEHAVIOR	1971	0.011
JOURNAL OF APPLIED BEHAVIORAL SCIENCE	1965	0.010
LEADERSHIP QUARTERLY	1994	0.008
JOURNAL OF BUSINESS VENTURING	1987	0.007
SLOAN MANAGEMENT REVIEW	1970	0.007
INDUSTRIAL RELATIONS	1961	0.007
RESEARCH POLICY	1974	0.006
ORGANIZATIONAL DYNAMICS	1972	0.006
PERSONNEL JOURNAL	1956	0.006
THE ACADAMY OF MANAGEMENT ANNALS	2007	0.006
BUSINESS HORIZONS	1966	0.006
ORGANIZATIONAL RESEARCH METHODS	1998	0.005
JOURNAL OF BUSINESS ETHICS	1982	0.005
JOURNAL OF OCCUPATIONAL PSYCHOLOGY	1975	0.005
HUMAN RESOURCE MANAGEMENT	1985	0.004
JOURNAL OF MANAGEMENT INQUIRY	1995	0.004
ENTREPRENEURSHIP THEORY AND PRACTICE	2003	0.003
LONG RANGE PLANNING	1968	0.003
JOURNAL OF OCCUPATIONAL AND ORGANIZATIONAL PSYCHOLOGY	1992	0.003

Note: The management trunk journals are *Academy of Management Journal* and *Academy of Management Review*.

Table A2: Journal List by Discipline (cont.)

<b>Marketing</b>		
<b>Journal</b>	<b>First Year Indexed</b>	<b>Importance</b>
JOURNAL OF MARKETING	1950	0.415
JOURNAL OF MARKETING RESEARCH	1964	0.274
JOURNAL OF CONSUMER RESEARCH	1974	0.125
MARKETING SCIENCE	1987	0.057
JOURNAL OF RETAILING	1956	0.035
JOURNAL OF THE ACADEMY OF MARKETING SCIENCE	1997	0.033
JOURNAL OF ADVERTISING RESEARCH	1960	0.033
JOURNAL OF BUSINESS RESEARCH	1973	0.019
ADVANCES IN CONSUMER RESEARCH	1983	0.017
JOURNAL OF PRODUCT INNOVATION MANAGEMENT	1984	0.016
INTERNATIONAL JOURNAL OF RESEARCH IN MARKETING	1997	0.016
INDUSTRIAL MARKETING MANAGEMENT	1972	0.012
MSU BUSINESS TOPICS	1974	0.011
COLUMBIA JOURNAL OF WORLD BUSINESS	1965	0.010
JOURNAL OF PUBLIC POLICY & MARKETING	1984	0.009
JOURNAL OF ADVERTISING	1984	0.009
EUROPEAN JOURNAL OF MARKETING	1973	0.008
JOURNAL OF THE MARKET RESEARCH SOCIETY	1966	0.008
PSYCHOLOGY & MARKETING	1994	0.007
JOURNAL OF SERVICE RESEARCH	2004	0.006
JOURNAL OF CONSUMER AFFAIRS	1967	0.006
MARKETING LETTERS	2001	0.005

Note: The marketing trunk journal is *Journal of Marketing*.

Table A2: Journal List by Discipline (cont.)

<b>Mathematics</b>		
Journal	First Year Indexed	Importance
ANNALS OF MATHEMATICS	1901	0.190
INVENTIONES MATHEMATICAE	1969	0.099
AMERICAN JOURNAL OF MATHEMATICS	1924	0.056
BULLETIN OF THE AMERICAN MATHEMATICAL SOCIETY	1945	0.047
TRANSACTIONS OF THE AMERICAN MATHEMATICAL SOCIETY	1904	0.043
DUKE MATHEMATICAL JOURNAL	1945	0.042
COMMUNICATIONS IN MATHEMATICAL PHYSICS	1969	0.037
MATHEMATISCHE ANNALEN	1901	0.033
JOURNAL OF DIFFERENTIAL GEOMETRY	1980	0.032
COMMUNICATIONS ON PURE AND APPLIED MATHEMATICS	1949	0.025
ACTA MATHEMATICA	1901	0.024
JOURNAL OF ALGEBRA	1966	0.023
ADVANCES IN MATHEMATICS	1967	0.022
JOURNAL OF THE AMERICAN MATHEMATICAL SOCIETY	1995	0.021
TOPOLOGY	1975	0.021
COMPOSITIO MATHEMATICA	1965	0.021
JOURNAL FUR DIE REINE UND ANGEWANDTE MATHEMATIK	1902	0.020
ANNALES SCIENTIFIQUES DE L ECOLE NORMALE SUPERIEURE	1974	0.019
PROCEEDINGS OF THE AMERICAN MATHEMATICAL SOCIETY	1950	0.017
JOURNAL OF FUNCTIONAL ANALYSIS	1975	0.017
ISRAEL JOURNAL OF MATHEMATICS	1963	0.016
GEOMETRIC AND FUNCTIONAL ANALYSIS	1994	0.016
ERGODIC THEORY AND DYNAMICAL SYSTEMS	1985	0.016
MATHEMATISCHE ZEITSCHRIFT	1918	0.015
PACIFIC JOURNAL OF MATHEMATICS	1962	0.014
COMPTE RENDUS DE L ACADEMIE DES SCIENCES SERIE I-MATHEMATIQUE	1981	0.013
INTERNATIONAL MATHEMATICS RESEARCH NOTICES	1997	0.013
COMMENTARII MATHEMATICI HELVETICI	1965	0.013
PROCEEDINGS OF THE LONDON MATHEMATICAL SOCIETY	1901	0.013
MATHEMATICAL RESEARCH LETTERS	1997	0.011
LECTURE NOTES IN MATHEMATICS	1981	0.010
INDIANA UNIVERSITY MATHEMATICS JOURNAL	1970	0.010
ASTERISQUE	1981	0.009
ANNALES DE L INSTITUT FOURIER	1966	0.009
JOURNAL OF THE LONDON MATHEMATICAL SOCIETY-SECOND SERIES	1971	0.009
JOURNAL OF SYMBOLIC LOGIC	1966	0.008
MATHEMATICAL PROCEEDINGS OF THE CAMBRIDGE PHILOSOPHICAL SOCIETY	1975	0.007
ACTA ARITHMETICA	1981	0.007
JOURNAL D ANALYSE MATHEMATIQUE	1966	0.007
MATHEMATICA SCANDINAVICA	1966	0.007
ILLINOIS JOURNAL OF MATHEMATICS	1965	0.007
COMPTE RENDUS MATHEMATIQUE	2002	0.007
BULLETIN DE LA SOCIETE MATHEMATIQUE DE FRANCE	1966	0.007
MATHEMATIKA	1964	0.007
JOURNAL OF THE MATHEMATICAL SOCIETY OF JAPAN	1964	0.007
CONTEMPORARY MATHEMATICS	2003	0.006
CANADIAN JOURNAL OF MATHEMATICS	1949	0.006
COMMUNICATIONS IN PARTIAL DIFFERENTIAL EQUATIONS	1982	0.006
BULLETIN OF THE LONDON MATHEMATICAL SOCIETY	1981	0.006
MICHIGAN MATHEMATICAL JOURNAL	1965	0.006
MATHEMATICS OF THE USSR-IZVESTIYA	1976	0.006
QUARTERLY JOURNAL OF MATHEMATICS	1961	0.006
JOURNAL OF OPERATOR THEORY	1981	0.006
STUDIA MATHEMATICA	1966	0.006

JOURNAL OF ALGEBRAIC GEOMETRY	1997	0.006
JOURNAL OF NUMBER THEORY	1975	0.006
JOURNAL OF PURE AND APPLIED ALGEBRA	1980	0.006
NAGOYA MATHEMATICAL JOURNAL	1965	0.005
MANUSCRIPTA MATHEMATICA	1969	0.005
GEOMETRIAE DEDICATA	1986	0.005
NONLINEARITY	1988	0.004
COMMUNICATIONS IN ALGEBRA	1975	0.004
JOURNAL OF THE EUROPEAN MATHEMATICAL SOCIETY	2002	0.004
PUBLICATIONS MATHÉMATIQUES	1981	0.004
PROCEEDINGS OF SYMPOSIA IN PURE MATHEMATICS	1980	0.004
RUSSIAN MATHEMATICAL SURVEYS	1980	0.004
ARKIV FOR MATEMATIK	1965	0.004

---

Note: The mathematics trunk journal is *Annals of Mathematics*.

Table A2: Journal List by Discipline (cont.)

<b>Medicine</b>		
<b>Journal</b>	<b>First Year Indexed</b>	<b>Importance</b>
NEW ENGLAND JOURNAL OF MEDICINE	1928	0.203
JOURNAL OF THE AMERICAN MEDICAL ASSOCIATION	1945	0.115
LANCET	1901	0.072
ANNALS OF INTERNAL MEDICINE	1927	0.047
CIRCULATION	1950	0.042
JOURNAL OF CLINICAL INVESTIGATION	1924	0.029
BRITISH MEDICAL JOURNAL	1902	0.029
AMERICAN JOURNAL OF MEDICINE	1946	0.024
ARCHIVES OF INTERNAL MEDICINE	1908	0.020
JOURNAL OF THE AMERICAN COLLEGE OF CARDIOLOGY	1983	0.019
BLOOD	1946	0.018
JOURNAL OF CLINICAL ENDOCRINOLOGY & METABOLISM	1945	0.018
CANCER	1948	0.018
AMERICAN JOURNAL OF CARDIOLOGY	1958	0.018
PEDIATRICS	1948	0.017
JOURNAL OF CLINICAL ONCOLOGY	1983	0.017
GASTROENTEROLOGY	1945	0.016
JOURNAL OF INFECTIOUS DISEASES	1904	0.015
AMERICAN REVIEW OF RESPIRATORY DISEASE	1959	0.014
JOURNAL OF PEDIATRICS	1932	0.014
CLINICAL INFECTIOUS DISEASES	1992	0.012
AMERICAN JOURNAL OF RESPIRATORY AND CRITICAL CARE MEDICINE	1994	0.012
NEUROLOGY	1951	0.012
CHEST	1970	0.011
RADIOLOGY	1945	0.010
AMERICAN HEART JOURNAL	1925	0.009
ANNALS OF SURGERY	1901	0.009
HEALTH AFFAIRS	1987	0.008
CRITICAL CARE MEDICINE	1976	0.007
OBSTETRICS AND GYNECOLOGY	1953	0.007
DIABETES CARE	1979	0.007
DIABETES	1952	0.007
ARTHRITIS AND RHEUMATISM	1958	0.007
JOURNAL OF LABORATORY AND CLINICAL MEDICINE	1916	0.007
STROKE	1973	0.007
JOURNAL OF UROLOGY	1917	0.007
AIDS	1987	0.006
JOURNAL OF GENERAL INTERNAL MEDICINE	1986	0.006
AMERICAN JOURNAL OF PSYCHIATRY	1921	0.006
MEDICAL CARE	1963	0.006
ANNALS OF NEUROLOGY	1977	0.006
MEDICINE	1925	0.006
ARCHIVES OF SURGERY	1922	0.006
KIDNEY INTERNATIONAL	1972	0.006
HEPATOLOGY	1981	0.006
ARCHIVES OF NEUROLOGY	1959	0.006
JOURNAL OF CLINICAL MICROBIOLOGY	1975	0.005
NATURE MEDICINE	1995	0.005
JOURNAL OF ALLERGY AND CLINICAL IMMUNOLOGY	1971	0.005
SURGERY	1937	0.005
BRITISH JOURNAL OF HAEMATOLOGY	1955	0.005
EUROPEAN HEART JOURNAL	1981	0.005
JOURNAL OF THE AMERICAN GERIATRICS SOCIETY	1956	0.005
AMERICAN JOURNAL OF SURGERY	1945	0.005

AMERICAN JOURNAL OF ROENTGENOLOGY	1913	0.005
ANNALS OF EMERGENCY MEDICINE	1980	0.005
CLINICAL PHARMACOLOGY & THERAPEUTICS	1960	0.005
JOURNAL OF APPLIED PHYSIOLOGY	1948	0.004
CANADIAN MEDICAL ASSOCIATION JOURNAL	1916	0.004
JOURNAL OF THE AMERICAN SOCIETY OF NEPHROLOGY	1990	0.004
AMERICAN JOURNAL OF CLINICAL PATHOLOGY	1945	0.004
JOURNAL OF CLINICAL EPIDEMIOLOGY	1988	0.004
JOURNAL OF CHRONIC DISEASES	1961	0.004
AMERICAN JOURNAL OF DIGESTIVE DISEASES	1955	0.004
CIRCULATION RESEARCH	1953	0.004
AMERICAN JOURNAL OF GASTROENTEROLOGY	1961	0.004
AMERICAN JOURNAL OF KIDNEY DISEASES	1981	0.004
JOURNAL OF ACQUIRED IMMUNE DEFICIENCY SYNDROMES AND HUMAN RETR	1988	0.003
BMJ INTERNATIONAL/CLINICAL EDITION	2003	0.003
METABOLISM-CLINICAL AND EXPERIMENTAL	1952	0.003
AMERICAN JOURNAL OF THE MEDICAL SCIENCES	1901	0.003
JOURNAL OF ACQUIRED IMMUNE DEFICIENCY SYNDROMES	1988	0.002
SEXUALLY TRANSMITTED DISEASES	1977	0.001
MILBANK MEMORIAL FUND QUARTERLY-HEALTH AND SOCIETY	1956	0.001
JOURNAL OF HUMAN STRESS	1976	0.000

Note: The medicine trunk journals are *New England Journal of Medicine* and *Journal of the American Medical Association*.

Table A2: Journal List by Discipline (cont.)

<b>Multidisciplinary Science</b>		
<b>Journal</b>	<b>First Year Indexed</b>	<b>Importance</b>
PROCEEDINGS OF THE NATIONAL ACADEMY OF SCIENCES	1915	0.426
NATURE	1902	0.287
SCIENCE	1901	0.287

Note: The multidisciplinary science trunk journals are *Science* and *Proceedings of the National Academy of Sciences*.

Table A2: Journal List by Discipline (cont.)

<b>Operations Research</b>		
<b>Journal</b>	<b>First Year Indexed</b>	<b>Importance</b>
OPERATIONS RESEARCH	1956	0.440
MANAGEMENT SCIENCE	1955	0.205
EUROPEAN JOURNAL OF OPERATIONAL RESEARCH	1978	0.063
OPERATIONAL RESEARCH QUARTERLY	1956	0.046
MATHEMATICAL PROGRAMMING	1975	0.044
NAVAL RESEARCH LOGISTICS	1972	0.043
MATHEMATICS OF OPERATIONS RESEARCH	1980	0.039
TRANSPORTATION SCIENCE	1980	0.028
OPERATIONS RESEARCH LETTERS	1983	0.025
INTERFACES	1974	0.024
IIE TRANSACTIONS	1982	0.023
MANUFACTURING & SERVICE OPERATIONS MANAGEMENT	2006	0.022
JOURNAL OF THE OPERATIONAL RESEARCH SOCIETY	1978	0.021
NETWORKS	1976	0.020
QUEUEING SYSTEMS	1994	0.017
COMPUTERS & OPERATIONS RESEARCH	1976	0.015
ANNALS OF OPERATIONS RESEARCH	1991	0.015
MATHEMATICAL PROGRAMMING STUDY	1976	0.013
PRODUCTION AND OPERATIONS MANAGEMENT	1999	0.013
INTERNATIONAL JOURNAL OF PRODUCTION RESEARCH	1977	0.012
INFORMS JOURNAL ON COMPUTING	1999	0.011
TRANSPORTATION RESEARCH PART B-METHODOLOGICAL	1979	0.010
INTERNATIONAL JOURNAL OF PRODUCTION ECONOMICS	1991	0.006
JOURNAL OF THE OPERATIONS RESEARCH SOCIETY OF JAPAN	1966	0.006
OMEGA-INTERNATIONAL JOURNAL OF MANAGEMENT SCIENCE	1974	0.006
AIIE TRANSACTIONS	1978	0.006
INFOR	1978	0.005
DECISION SCIENCES	1984	0.005
MATHEMATICAL METHODS OF OPERATIONS RESEARCH	1997	0.004
INFORMATION SYSTEMS RESEARCH	1994	0.002

Note: The operations research trunk journal is *Operations Research*.



Table A2: Journal List by Discipline (cont.)

Physics		
Journal	First Year Indexed	Importance
PHYSICAL REVIEW LETTERS	1958	0.354
PHYSICAL REVIEW B	1964	0.103
PHYSICAL REVIEW B - CONDENSED MATTER AND MATERIALS PHYSICS	1964	0.054
PHYSICAL REVIEW A	1970	0.052
PHYSICS LETTERS B	1967	0.044
PHYSICAL REVIEW D	1970	0.040
BULLETIN OF THE AMERICAN PHYSICAL SOCIETY	1968	0.022
NUCLEAR PHYSICS A	1967	0.022
NUCLEAR PHYSICS B	1967	0.022
PHYSICAL REVIEW C	1970	0.021
PHYSICAL REVIEW E	1993	0.021
REVIEWS OF MODERN PHYSICS	1930	0.019
NATURE PHYSICS	2005	0.018
APPLIED PHYSICS LETTERS	1962	0.018
JOURNAL OF APPLIED PHYSICS	1937	0.016
PHYSICS OF FLUIDS	1958	0.015
JOURNAL OF PHYSICS C-SOLID STATE PHYSICS	1973	0.015
SOLID STATE COMMUNICATIONS	1963	0.015
SURFACE SCIENCE	1964	0.014
PHYSICS LETTERS A	1967	0.014
PHYSICAL REVIEW E (WEB)	1993	0.014
EUROPHYSICS LETTERS	1986	0.012
JOURNAL OF THE PHYSICAL SOCIETY OF JAPAN	1946	0.011
PHYSICS OF PLASMAS	1994	0.010
JOURNAL OF PHYSICS-CONDENSED MATTER	1989	0.009
JOURNAL OF PHYSICS B-ATOMIC MOLECULAR AND OPTICAL PHYSICS	1972	0.009
NUCLEAR INSTRUMENTS & METHODS	1957	0.009
ANNALS OF PHYSICS	1957	0.009
PHYSICAL REVIEW D	1970	0.008
JOURNAL OF PHYSICS A-MATHEMATICAL AND GENERAL	1972	0.008
NATURE MATERIALS	2002	0.008
PHYSICS REPORTS-REVIEW SECTION OF PHYSICS LETTERS	1977	0.008
JOURNAL OF HIGH ENERGY PHYSICS	1998	0.008
NEW JOURNAL OF PHYSICS	1998	0.007
JOURNAL DE PHYSIQUE	1963	0.007
NUCLEAR INSTRUMENTS & METHODS IN PHYSICS RESEARCH SECTION A-ACC	1984	0.006
ZEITSCHRIFT FUR PHYSIK B-CONDENSED MATTER	1975	0.006
NATURE COMMUNICATIONS	2010	0.006
JOURNAL OF PHYSICS F-METAL PHYSICS	1971	0.006
OPTICS LETTERS	1978	0.006
REVIEW OF SCIENTIFIC INSTRUMENTS	1932	0.005
PHYSICA A-STATISTICAL MECHANICS AND ITS APPLICATIONS	1975	0.005
JOURNAL OF LOW TEMPERATURE PHYSICS	1970	0.005
NATURE PHOTONICS	2007	0.005
PROGRESS OF THEORETICAL PHYSICS	1946	0.005
PHYSICA C	1988	0.005
NUCLEAR FUSION	1960	0.005
PHYSICA D	1981	0.005
JOURNAL DE PHYSIQUE LETTRES	1974	0.004
ZEITSCHRIFT FUR PHYSIK C-PARTICLES AND FIELDS	1979	0.004
JETP LETTERS	1972	0.004
ADVANCES IN PHYSICS	1952	0.004
JOURNAL OF VACUUM SCIENCE & TECHNOLOGY	1964	0.004
ZEITSCHRIFT FUR PHYSIK A-HADRONS AND NUCLEI	1975	0.004

JOURNAL OF STATISTICAL PHYSICS	1974	0.004
PHYSICA B-CONDENSED MATTER	1932	0.004
OPTICS COMMUNICATIONS	1974	0.004
JOURNAL OF THE OPTICAL SOCIETY OF AMERICA B-OPTICAL PHYSICS	1984	0.004
REPORTS ON PROGRESS IN PHYSICS	1945	0.004
JOURNAL OF MAGNETISM AND MAGNETIC MATERIALS	1977	0.003
OPTICS EXPRESS	1997	0.003
PHYSICS OF FLUIDS B-PLASMA PHYSICS	1989	0.003
EUROPEAN PHYSICAL JOURNAL B	1995	0.003
EUROPEAN PHYSICAL JOURNAL C	1998	0.003
NATURE NANOTECHNOLOGY	2006	0.003
PHYSICA STATUS SOLIDI B-BASIC RESEARCH	1971	0.003
LETTERE AL NUOVO CIMENTO	1970	0.002
IBM JOURNAL OF RESEARCH AND DEVELOPMENT	1957	0.001

---

Note: The physics trunk journal is *Physical Review Letters*.

Table A2: Journal List by Discipline (cont.)

Political Science		
Journal	First Year Indexed	Importance
AMERICAN POLITICAL SCIENCE REVIEW	1944	0.390
AMERICAN JOURNAL OF POLITICAL SCIENCE	1973	0.143
JOURNAL OF POLITICS	1956	0.078
PUBLIC OPINION QUARTERLY	1953	0.037
WORLD POLITICS	1954	0.036
JOURNAL OF CONFLICT RESOLUTION	1966	0.035
INTERNATIONAL ORGANIZATION	1956	0.030
PUBLIC CHOICE	1969	0.027
BRITISH JOURNAL OF POLITICAL SCIENCE	1971	0.026
COMPARATIVE POLITICAL STUDIES	1968	0.023
WESTERN POLITICAL QUARTERLY	1956	0.022
LEGISLATIVE STUDIES QUARTERLY	1976	0.021
POLITICAL ANALYSIS	2003	0.020
ANNUAL REVIEW OF POLITICAL SCIENCE	1998	0.018
INTERNATIONAL STUDIES QUARTERLY	1967	0.017
AMERICAN POLITICS QUARTERLY	1973	0.017
POLITICAL THEORY	1973	0.017
POLITICAL RESEARCH QUARTERLY	1993	0.016
INTERNATIONAL SECURITY	1982	0.016
COMPARATIVE POLITICS	1968	0.014
JOURNAL OF PEACE RESEARCH	1964	0.011
POLITY	1968	0.011
EUROPEAN JOURNAL OF POLITICAL RESEARCH	1975	0.010
POLITICAL BEHAVIOR	1997	0.010
POLITICAL STUDIES	1956	0.009
PS-POLITICAL SCIENCE & POLITICS	1988	0.009
POLITICAL SCIENCE QUARTERLY	1903	0.009
ELECTORAL STUDIES	1983	0.008
QUARTERLY JOURNAL OF POLITICAL SCIENCE	2006	0.008
POLITICAL PSYCHOLOGY	1985	0.007
REVIEW OF POLITICS	1956	0.007
JOURNAL OF THEORETICAL POLITICS	1993	0.006
JOURNAL OF DEMOCRACY	1995	0.006
SOCIAL CHOICE AND WELFARE	1984	0.006
PUBLIUS-THE JOURNAL OF FEDERALISM	1972	0.006
AMERICAN POLITICS RESEARCH	2001	0.006
ASIAN SURVEY	1961	0.006
CONFLICT MANAGEMENT AND PEACE SCIENCE	1980	0.006
JOURNAL OF POLITICAL PHILOSOPHY	1998	0.006
CANADIAN JOURNAL OF POLITICAL SCIENCE	1973	0.005

Table A2: Journal List by Discipline (cont.)

Psychology		
Journal	First Year Indexed	Importance
JOURNAL OF EXPERIMENTAL PSYCHOLOGY	1916	0.181
PSYCHOLOGICAL REVIEW	1901	0.136
JOURNAL OF PERSONALITY AND SOCIAL PSYCHOLOGY	1965	0.088
JOURNAL OF COMPARATIVE AND PHYSIOLOGICAL PSYCHOLOGY	1947	0.087
JOURNAL OF VERBAL LEARNING AND VERBAL BEHAVIOR	1962	0.052
PERCEPTION & PSYCHOPHYSICS	1966	0.051
PSYCHOLOGICAL SCIENCE	1990	0.049
PSYCHOLOGICAL BULLETIN	1904	0.041
JOURNAL OF EXPERIMENTAL PSYCHOLOGY-LEARNING MEMORY AND COGNITION	1982	0.040
JOURNAL OF EXPERIMENTAL PSYCHOLOGY-HUMAN PERCEPTION AND PERFORMANCE	1975	0.038
COGNITIVE PSYCHOLOGY	1970	0.032
MEMORY & COGNITION	1973	0.027
QUARTERLY JOURNAL OF EXPERIMENTAL PSYCHOLOGY	1948	0.026
JOURNAL OF EXPERIMENTAL PSYCHOLOGY-GENERAL	1975	0.025
COGNITION	1972	0.023
JOURNAL OF THE EXPERIMENTAL ANALYSIS OF BEHAVIOR	1958	0.022
AMERICAN PSYCHOLOGIST	1950	0.021
VISION RESEARCH	1961	0.021
TRENDS IN COGNITIVE SCIENCES	2006	0.020
PSYCHONOMIC BULLETIN & REVIEW	1994	0.019
CHILD DEVELOPMENT	1948	0.019
JOURNAL OF MEMORY AND LANGUAGE	1985	0.018
JOURNAL OF EXPERIMENTAL PSYCHOLOGY-HUMAN LEARNING AND MEMORY	1975	0.016
JOURNAL OF EXPERIMENTAL SOCIAL PSYCHOLOGY	1965	0.016
JOURNAL OF MATHEMATICAL PSYCHOLOGY	1964	0.015
BEHAVIORAL AND BRAIN SCIENCES	1978	0.014
DEVELOPMENTAL PSYCHOLOGY	1969	0.014
NATURE NEUROSCIENCE	1998	0.014
PERSONALITY AND SOCIAL PSYCHOLOGY BULLETIN	1976	0.013
JOURNAL OF ABNORMAL PSYCHOLOGY	1962	0.012
PHYSIOLOGY & BEHAVIOR	1966	0.012
NEUROPSYCHOLOGIA	1963	0.012
JOURNAL OF COGNITIVE NEUROSCIENCE	1991	0.011
ACTA PSYCHOLOGICA	1956	0.010
ANNUAL REVIEW OF PSYCHOLOGY	1956	0.010
PERCEPTION	1973	0.010
JOURNAL OF EXPERIMENTAL PSYCHOLOGY-ANIMAL BEHAVIOR PROCESSES	1975	0.010
NEUROIMAGE	1994	0.009
QUARTERLY JOURNAL OF EXPERIMENTAL PSYCHOLOGY SECTION A	1981	0.009
COGNITIVE SCIENCE	1980	0.009
AMERICAN JOURNAL OF PSYCHOLOGY	1902	0.008
PSYCHOPHYSIOLOGY	1964	0.007
CURRENT DIRECTIONS IN PSYCHOLOGICAL SCIENCE	1994	0.007
JOURNAL OF PERSONALITY	1945	0.007
EXPERIMENTAL BRAIN RESEARCH	1966	0.007
JOURNAL OF EXPERIMENTAL CHILD PSYCHOLOGY	1964	0.007
BRITISH JOURNAL OF PSYCHOLOGY	1954	0.007
PERSPECTIVES ON PSYCHOLOGICAL SCIENCE	2006	0.007
BULLETIN OF THE PSYCHONOMIC SOCIETY	1973	0.007
ANIMAL LEARNING & BEHAVIOR	1973	0.006
BEHAVIORAL NEUROSCIENCE	1983	0.006
PERSONALITY AND SOCIAL PSYCHOLOGY REVIEW	2000	0.006
JOURNAL OF VISION	2001	0.006
EMOTION	2001	0.006

DEVELOPMENTAL SCIENCE	1998	0.005
PSYCHOLOGY AND AGING	1986	0.005
CEREBRAL CORTEX	1991	0.005
BRAIN AND LANGUAGE	1974	0.005
JOURNAL OF EDUCATIONAL PSYCHOLOGY	1910	0.005
ADVANCES IN EXPERIMENTAL SOCIAL PSYCHOLOGY	1964	0.004
JOURNAL OF MOTOR BEHAVIOR	1969	0.004
COGNITIVE NEUROPSYCHOLOGY	1984	0.004
LEARNING AND MOTIVATION	1970	0.004
PERCEPTUAL AND MOTOR SKILLS	1956	0.004
EVOLUTION AND HUMAN BEHAVIOR	1997	0.003
SCANDINAVIAN JOURNAL OF PSYCHOLOGY	1960	0.003
PSYCHOLOGICAL METHODS	1996	0.002
JOURNAL OF APPLIED SOCIAL PSYCHOLOGY	1971	0.002
JOURNAL OF CONSUMER PSYCHOLOGY	2000	0.001

---

Note: The psychology trunk journals are *Psychological Review* and *Psychological Science*.

Table A2: Journal List by Discipline (cont.)

Public Health		
Journal	First Year Indexed	Importance
AMERICAN JOURNAL OF EPIDEMIOLOGY	1965	0.434
AMERICAN JOURNAL OF PUBLIC HEALTH	1912	0.236
EPIDEMIOLOGY	1991	0.051
INTERNATIONAL JOURNAL OF EPIDEMIOLOGY	1972	0.047
PUBLIC HEALTH REPORTS	1901	0.040
CANCER EPIDEMIOLOGY BIOMARKERS & PREVENTION	1991	0.032
SOCIAL SCIENCE & MEDICINE	1967	0.032
ARCHIVES OF ENVIRONMENTAL HEALTH	1960	0.031
CANCER CAUSES & CONTROL	1990	0.028
JOURNAL OF EPIDEMIOLOGY AND COMMUNITY HEALTH	1978	0.026
ENVIRONMENTAL HEALTH PERSPECTIVES	1976	0.023
JOURNAL OF OCCUPATIONAL AND ENVIRONMENTAL MEDICINE	1974	0.019
TOBACCO CONTROL	1998	0.018
ANNALS OF EPIDEMIOLOGY	1996	0.017
JOURNAL OF THE AMERICAN DIETETIC ASSOCIATION	1961	0.014
AMERICAN JOURNAL OF INDUSTRIAL MEDICINE	1983	0.014
INTERNATIONAL JOURNAL OF OBESITY	1977	0.013
ADDICTION	1993	0.013
ANNUAL REVIEW OF PUBLIC HEALTH	1980	0.013
BRITISH JOURNAL OF INDUSTRIAL MEDICINE	1945	0.012
JOURNAL OF URBAN HEALTH-BULLETIN OF THE NEW YORK ACADEMY OF MEI	1998	0.010
ARCHIVES OF PEDIATRICS & ADOLESCENT MEDICINE	1994	0.010
JOURNAL OF ADOLESCENT HEALTH	1982	0.009
JOURNALS OF GERONTOLOGY	1946	0.009
BMC PUBLIC HEALTH	2001	0.008

Note: The public health trunk journals are *American Journal of Public Health* and *American Journal of Epidemiology*.

Table A2: Journal List by Discipline (cont.)

<b>Sociology</b>		
<b>Journal</b>	<b>First Year Indexed</b>	<b>Importance</b>
AMERICAN SOCIOLOGICAL REVIEW	1941	0.363
AMERICAN JOURNAL OF SOCIOLOGY	1908	0.197
SOCIAL FORCES	1926	0.072
ANNUAL REVIEW OF SOCIOLOGY	1975	0.044
DEMOGRAPHY	1964	0.033
SOCIAL PROBLEMS	1956	0.030
JOURNAL OF MARRIAGE AND THE FAMILY	1964	0.029
SOCIOLOGY OF EDUCATION	1956	0.017
JOURNAL OF HEALTH AND SOCIAL BEHAVIOR	1966	0.016
SOCIAL PSYCHOLOGY QUARTERLY	1980	0.015
SOCIOLOGICAL METHODS & RESEARCH	1973	0.014
SOCIAL SCIENCE RESEARCH	1980	0.014
CRIMINOLOGY	1970	0.014
SOCIOLOGICAL QUARTERLY	1960	0.013
GENDER & SOCIETY	1987	0.012
PACIFIC SOCIOLOGICAL REVIEW	1958	0.012
THEORY AND SOCIETY	1974	0.011
SOCIAL SCIENCE QUARTERLY	1969	0.011
SOCIAL NETWORKS	1978	0.011
AMERICAN SOCIOLOGIST	1966	0.010
WORK AND OCCUPATIONS	1982	0.009
JOURNAL OF FAMILY ISSUES	1980	0.009
POPULATION AND DEVELOPMENT REVIEW	1975	0.009
SOCIOLOGICAL FORUM	1988	0.008
JOURNAL FOR THE SCIENTIFIC STUDY OF RELIGION	1961	0.008
SOCIOLOGICAL THEORY	1994	0.008
SOCIOLOGY AND SOCIAL RESEARCH	1953	0.008
MOBILIZATION	2005	0.008
ANNALS OF THE AMERICAN ACADEMY OF POLITICAL AND SOCIAL SCIENCE	1908	0.008
POLITICS & SOCIETY	1970	0.007
LAW & SOCIETY REVIEW	1966	0.007
SOCIOLOGICAL INQUIRY	1966	0.006
JOURNAL OF RESEARCH IN CRIME AND DELINQUENCY	1964	0.006
ETHNIC AND RACIAL STUDIES	1978	0.006
RURAL SOCIOLOGY	1942	0.006
INTERNATIONAL MIGRATION REVIEW	1966	0.006
EUROPEAN SOCIOLOGICAL REVIEW	1993	0.006
SOCIOLOGICAL METHODOLOGY	1985	0.006
BRITISH JOURNAL OF SOCIOLOGY	1956	0.006
SOCIOLOGICAL PERSPECTIVES	1983	0.005
AMERICAN BEHAVIORAL SCIENTIST	1965	0.005
SOCIOLOGY-THE JOURNAL OF THE BRITISH SOCIOLOGICAL ASSOCIATION	1967	0.004
JOURNAL OF CRIMINAL LAW & CRIMINOLOGY	1956	0.004
JOURNAL OF MATHEMATICAL SOCIOLOGY	1971	0.004
URBAN AFFAIRS REVIEW	1973	0.003

Note: The sociology trunk journal is *American Sociological Review*.

Table A2: Journal List by Discipline (cont.)

<b>Statistics</b>		
<b>Journal</b>	<b>First Year Indexed</b>	<b>Importance</b>
JOURNAL OF THE AMERICAN STATISTICAL ASSOCIATION	1901	0.305
ANNALS OF MATHEMATICAL STATISTICS	1930	0.252
BIOMETRIKA	1901	0.126
ANNALS OF STATISTICS	1973	0.126
BIOMETRICS	1947	0.068
JOURNAL OF THE ROYAL STATISTICAL SOCIETY SERIES B-STATISTICAL METHODOLOGY	1946	0.050
JOURNAL OF THE ROYAL STATISTICAL SOCIETY SERIES B-METHODOLOGICAL	1973	0.045
TECHNOMETRICS	1961	0.040
STATISTICS IN MEDICINE	1984	0.031
STATISTICA SINICA	1991	0.017
ANNALS OF APPLIED STATISTICS	2007	0.015
COMMUNICATIONS IN STATISTICS PART A-THEORY AND METHODS	1976	0.015
JOURNAL OF COMPUTATIONAL AND GRAPHICAL STATISTICS	1997	0.015
STATISTICAL SCIENCE	1993	0.014
AMERICAN STATISTICIAN	1956	0.014
JOURNAL OF STATISTICAL PLANNING AND INFERENCE	1977	0.012
THE ROYAL STATISTICAL SOCIETY SERIES C-APPLIED STATISTICS	1956	0.011
BIOSTATISTICS	2002	0.011
JOURNAL OF MULTIVARIATE ANALYSIS	1976	0.010
SCANDINAVIAN JOURNAL OF STATISTICS	1977	0.010
JOURNAL OF THE ROYAL STATISTICAL SOCIETY SERIES A-STATISTICS IN SOCIETY	1946	0.010
PSYCHOMETRIKA	1936	0.009
STATISTICS & PROBABILITY LETTERS	1984	0.009
COMPUTATIONAL STATISTICS & DATA ANALYSIS	1983	0.008
BAYESIAN ANALYSIS (ELECTRONIC ISSN)	2006	0.008
INTERNATIONAL STATISTICAL REVIEW	1972	0.008
ANNALS OF THE INSTITUTE OF STATISTICAL MATHEMATICS	1956	0.007
CANADIAN JOURNAL OF STATISTICS-REVUE CANADIENNE DE STATISTIQUE	1985	0.007
AUSTRALIAN JOURNAL OF STATISTICS	1959	0.006
JOURNAL OF MACHINE LEARNING RESEARCH	2001	0.006
BERNOULLI	1997	0.005
STATISTICS AND COMPUTING	1993	0.005
ELECTRONIC JOURNAL OF STATISTICS	2007	0.004
COMMUNICATIONS IN STATISTICS PART B-SIMULATION AND COMPUTATION	1976	0.004
THE INDIAN JOURNAL OF STATISTICS SERIES A	1966	0.004
ZEITSCHRIFT FUR WAHRSCHEINLICHKEITSTHEORIE UND VERWANDTE GEBIETE	1967	0.004
JOURNAL OF THE ROYAL STATISTICAL SOCIETY	1972	0.003
JOURNAL OF THE ROYAL STATISTICAL SOCIETY SERIES D-THE STATISTICIAN	1966	0.003
JOURNAL OF STATISTICAL COMPUTATION AND SIMULATION	1980	0.003

Note: The statistics trunk journal is *Journal of the American Statistical Association*.



Table A3: List of Economics Articles Highly Cited by the Economics Discipline

Author(s) (1)	Year (2)	Journal (3)	Title (4)	Field (5)	Style (6)	Style Confidence (7)	Weighted Confidence (8)	Citations Raw (9)
Kahneman, Tversky	1979	Econometrica	Prospect Theory: An Analysis of Decision under Risk	Misc	Theoretical	65	0.0603	1000
Heckman	1979	Econometrica	Sample Selection Bias as a Specification Error	Metrics	Metrics		0.0526	950
Dixit, Stiglitz	1977	American Economic Review	Monopolistic Competition and Optimum Product Diversity	Misc	Theoretical	83	0.0438	739
Hausman	1978	Econometrica	Specification Tests in Econometrics	Metrics	Metrics		0.0410	703
Lucas	1978	Econometrica	Asset Prices in an Exchange Economy	Misc	Theoretical	64	0.0388	407
Kydland, Prescott	1977	Journal Of Political Economy	Rules Rather Than Discretion: The Inconsistency of Optimal Plans	Macro	Theoretical	74	0.0374	514
Holmstrom	1979	Bell Journal Of Economics	Moral Hazard and Observability	Micro	Theoretical	86	0.0366	434
Hall	1978	Journal Of Political Economy	Stochastic Implications of the Life-Cycle-Permanent Income Hypothesis: Theory and Evidence	Macro	Empirical	66	0.0365	345
Akerlof	1970	Quarterly Journal Of Economics	The Market for Lemons: Quality Uncertainty and the Market Mechanism	Misc	Theoretical	66	0.0340	555
Klein, Crawford, Alchian	1978	Journal Of Law And Economics	Vertical Integration, Appropriable Rents, and the Competitive Contracting Process	IO	Theoretical	85	0.0333	328
Lucas	1988	Journal Of Monetary Economics	On the Mechanics of Economic Development	Macro	Theoretical	92	0.1096	954
Romer	1986	Journal Of Political Economy	Increasing Returns and Long-run Growth	Misc	Theoretical	65	0.0877	818
Hansen	1982	Econometrica	Large Sample Properties of Generalized Method of Moments Estimators	Metrics	Metrics		0.0860	982
Newey, West	1987	Econometrica	A Simple, Positive Semi-definite, Heteroskedasticity and Autocorrelation Consistent Covariance Matrix	Metrics	Metrics		0.0839	894
Grossman, Hart	1986	Journal Of Political Economy	The Costs and Benefits of Ownership: A Theory of Vertical and Lateral Integration	IO	Theoretical	56	0.0795	648
White	1980	Econometrica	A Heteroskedasticity-Consistent Covariance Matrix Estimator and a Direct Test for Heteroskedasticity	Metrics	Metrics		0.0785	1071
Kydland, Prescott	1982	Econometrica	Time to Build and Aggregate Fluctuations	Macro	Theoretical	52	0.0682	633
Melira, Prescott	1985	Journal Of Monetary Economics	The Equity Premium: A Puzzle	Macro	Empirical	73	0.0663	579
Cho, Keps	1987	Quarterly Journal Of Economics	Signaling Games and Stable Equilibria	Micro	Theoretical	95	0.0574	479
Engle, Granger	1987	Econometrica	Co-integration and Error Correction: Representation, Estimation, and Testing	Metrics	Metrics		0.0573	918
Fehr, Schmidt	1999	Quarterly Journal Of Economics	A Theory of Fairness, Competition, and Cooperation	Micro	Theoretical	86	0.0823	782
Katz, Murphy	1992	Quarterly Journal Of Economics	Changes in Relative Wages, 1963:1987: Supply and Demand Factors	Macro	Empirical	97	0.0816	526
Laibson	1997	Quarterly Journal Of Economics	Golden Eggs and Hyperbolic Discounting	Macro	Theoretical	95	0.0736	454
Summers, Heston	1991	Quarterly Journal Of Economics	The Penn World Table (Mark 5): An Expanded Set of International Comparisons, 1950-1988	Dev	Empirical	98	0.0711	436
Barro	1991	Quarterly Journal Of Economics	Economic Growth in a Cross Section of Countries	Macro	Empirical	93	0.0667	534
Hall, Jones	1999	Quarterly Journal Of Economics	Why Do Some Countries Produce So Much More Output Per Worker Than Others?	Macro	Empirical	88	0.0658	497
Romer	1990	Journal Of Political Economy	Endogenous Technological Change	Dev	Theoretical	96	0.0657	467
Holmstrom, Milgrom	1991	Journal Of Law, Economics And Organization	Multitask Principal-Agent Analyses: Incentive Contracts, Asset Ownership, and Job Design	Micro	Theoretical	85	0.0631	471
Mankiw, Romer, Weil	1992	Quarterly Journal Of Economics	A Contribution to the Empirics of Economic Growth	Macro	Empirical	50	0.0630	494
Campbell, Cochrane	1999	Journal Of Political Economy	By Force of Habit: A Consumption-Based Explanation of Aggregate Stock Market Behavior	Misc	Empirical	79	0.0600	314
Meltz	2003	Econometrica	The Impact of Trade on Intra-Industry Reallocations and Aggregate Industry Productivity	Intl	Theoretical	74	0.1095	691
Fischbacher	2007	Experimental Economics	Z-Tree: Zurich Toolbox for Ready-Made Economic Experiments	Misc	Empirical	95	0.0901	835
Bertrand, Duflo, Mullainathan	2004	Quarterly Journal Of Economics	How Much Should We Trust Differences-in-Differences Estimates?	Metrics	Metrics		0.0851	604
Christiano, Eichenbaum, Evans	2005	Journal Of Political Economy	Nominal Rigidities and the Dynamic Effects of a Shock to Monetary Policy	Macro	Empirical	91	0.0816	576
Acemoglu, Johnson, Robinson	2001	American Economic Review	The Colonial Origins of Comparative Development: An Empirical Investigation	Misc	Empirical	98	0.0700	496
Smeets, Wouters	2007	American Economic Review	Shocks and Frictions in US Business Cycles: A Bayesian DSGE Approach	Macro	Empirical	85	0.0596	368
Bolton, Ockenfels	2000	American Economic Review	ERC: A Theory of Equity, Reciprocity, and Competition	Micro	Theoretical	82	0.0584	531
Isleh, Klenow	2009	Quarterly Journal Of Economics	Misallocation and Manufacturing TFP in China and India	Misc	Empirical	99	0.0576	164
Kling, Liebman, Katz	2007	Econometrica	Experimental Analysis of Neighborhood Effects	Misc	Empirical	99	0.0575	178
Eaton, Kortum	2002	Econometrica	Technology, Geography, and Trade	Intl	Empirical	75	0.0570	284
Bloom et al.	2013	Quarterly Journal Of Economics	Does Management Matter? Evidence from India	Dev	Empirical	98	0.0637	36
Grubb, Osborne	2015	American Economic Review	Cellular Service Demand: Biased Beliefs, Learning, and Bill Shock	Micro	Empirical	90	0.0499	14
Arkolakis, Costinot, Rodriguez-Clare	2012	American Economic Review	New Trade Models, Same Old Gains?	Intl	Empirical	98	0.0479	73
Lee, Lemux	2010	Journal Of Economic Literature	Regression Discontinuity Designs in Economics	Metrics	Metrics		0.0471	143
Maestri, Mullain, Strand	2013	American Economic Review	Does Disability Insurance Receipt Discourage Work? Using Examiner Assignment to Estimate Causal Effects of SSDI Receipt	PF	Empirical	99	0.0454	29
Svensson	2011	Journal Of Economic Literature	What Determines Productivity?	IO	Empirical	94	0.0392	49
Cepren, Devoto, Dufo, Pariente	2015	American Economic Journal: Applied Economics	Estimating the Impact of Microcredit on Those Who Take It Up: Evidence from a Randomized Experiment in Morocco	Dev	Empirical	100	0.0382	14
Eaton, Kortum, Kraamz	2011	Econometrica	An Anatomy of International Trade: Evidence from French Firms	Intl	Empirical	99	0.0374	78
Cheung	2015	American Economic Review	Risk Preferences Are Not Time Preferences: On the Elicitation of Time Preference under Conditions of Risk: Comment	Macro	Empirical	78	0.0367	6
Bordalo, Gennaioli, Shleifer	2012	Quarterly Journal Of Economics	Saliience: Theory of Choice under Risk	Micro	Theoretical	83	0.0366	31

Note: This table lists the 10 most cited papers among those published in each decade based on AER weighted citation rates. Weighted citation rates (reported here as percentages) can be interpreted as the average across post-publication years of the weighted share of all citations from the journals on our economics journal list to each paper. Columns 5 and 6 show each article's field and style classification. Column 7 shows a measure of style classification confidence between 50 and 100, with higher numbers indicating increasing confidence. Column 8 shows the raw citation count to papers on the list.

Table A4: List of Economics Articles Highly Cited by Social Science Disciplines

Author(s) (1)	Year (2)	Journal (3)	Title (4)	Field (5)	Style (6)	Style Confidence (7)	Weighted Confidence (8)	Citations Raw (9)
Heckman	1979	Econometrica	Sample Selection Bias as a Specification Error	Metrics	Metrics	0.0250	0.0250	591
Kahneman, Tversky	1979	Econometrica	Prospect Theory: An Analysis of Decision under Risk	Misc	Theoretical	65	0.0203	1128
McLvey	1976	Journal Of Economic Theory	Intransitivities in Multidimensional Voting Models and Some Implications for Agenda Control	Misc	Theoretical	94	0.0095	167
Nordhaus	1975	Review Of Economic Studies	The Political Business Cycle	Labor	Theoretical	56	0.0093	177
Peltzman	1976	Journal Of Law And Economics	Toward a More General Theory of Regulation	IO	Theoretical	53	0.0083	184
McLvey	1979	Econometrica	General Conditions for Global Intransitivities in Formal Voting Models	Micro	Theoretical	93	0.0072	96
Heckman	1976	Annals Of Economic And Social Measurement	The Common Structure of Statistical Models of Truncation, Sample Selection and Limited Dependent Variables and a Simple Estimator for Such Models	Metrics	Metrics	0.0063	0.0063	127
Hausman	1978	Econometrica	Specification Tests in Econometrics	Metrics	Metrics	0.0058	0.0058	137
Fair	1978	Review Of Economics And Statistics	The Effect of Economic Events on Votes for President	Micro	Empirical	93	0.0055	104
Krueger	1974	American Economic Review	The Political Economy of the Rent-Seeking Society	Dev	Theoretical	93	0.0055	152
White	1980	Econometrica	A Heteroskedasticity-Consistent Covariance Matrix Estimator and a Direct Test for Heteroskedasticity	Metrics	Metrics	0.0208	0.0208	404
Weingast, Marshall	1988	Journal Of Political Economy	The Industrial Organization of Congress: or, Why Legislatures, Like Firms, Are Not Organized as Markets	IO	Empirical	87	0.0178	220
North, Weingast	1989	Journal Of Economic History	Constitutions and Commitment: The Evolution of Institutions Governing Public Choice in Seventeenth-Century England	Misc	Empirical	78	0.0155	213
Weingast, Moran	1983	Journal Of Political Economy	Bureaucratic Discretion or Congressional Control? Regulatory Policymaking by the Federal Trade Commission	IO	Empirical	90	0.0131	158
Becker	1983	Quarterly Journal Of Economics	A Theory of Competition among Pressure Groups for Political Influence	Misc	Theoretical	72	0.0109	233
Engle, Granger	1987	Econometrica	Co-integration and Error Correction: Representation, Estimation, and Testing	Metrics	Metrics	0.0087	0.0087	91
Crawford, Sobel	1982	Econometrica	Strategic Information Transmission	IO	Theoretical	89	0.0086	110
Melzer, Richard	1981	Journal Of Political Economy	A Rational Theory of the Size of Government	PF	Theoretical	70	0.0082	233
McLvey, Ordeshook	1985	Journal Of Economic Theory	Elections with Limited Information: A Fulfilled Expectations Model Using Contemporaneous Poll and Endorsement Data as Information Sources	Micro	Theoretical	93	0.0079	54
Weingast, Shepsle, Johnson	1981	Journal Of Political Economy	The Political Economy of Benefits and Costs: A Neoclassical Approach to Distributive Politics	Misc	Theoretical	68	0.0078	161
Summers, Heston	1991	Quarterly Journal Of Economics	The Penn World Table (Mark 5): An Expanded Set of International Comparisons, 1950-1988	Dev	Empirical	86	0.0171	157
Fehr, Schmidt	1999	Quarterly Journal Of Economics	A Theory of Fairness, Competition, and Cooperation	Micro	Theoretical	86	0.0114	211
Grossman, Helpman	1994	American Economic Review	Protection for Sale	Intl	Theoretical	89	0.0103	147
Rothik	1998	Journal Of Political Economy	Why Do More Open Economies Have Bigger Governments?	Misc	Empirical	85	0.0103	139
Alesina, Baqir, Easterly	1999	Quarterly Journal Of Economics	Public Goods and Ethnic Divisions	PF	Empirical	89	0.0099	109
Easterly, Levine	1997	Quarterly Journal Of Economics	Africa's Growth Tragedy: Policies and Ethnic Divisions	Macro	Empirical	93	0.0096	131
Knack, Keefer	1997	Quarterly Journal Of Economics	Does Social Capital Have an Economic Payoff? A Cross-Country Investigation	Macro	Empirical	98	0.0095	165
La Porta	1999	Journal Of Law, Economics, And Organization	The Quality of Government	Misc	Empirical	82	0.0090	125
Barro	1991	Quarterly Journal Of Economics	Economic Growth in a Cross Section of Countries	Macro	Empirical	93	0.0085	102
Gref	1994	Journal Of Political Economy	Cultural Beliefs and the Organization of Society: A Historical and Theoretical Reflection on Collectivist and Individualist Societies	Misc	Theoretical	80	0.0082	47
Collier, Hoeffler	2004	Oxford Economic Papers	Greed and Grievance in Civil War	Dev	Empirical	99	0.0252	314
Bertrand, Mullainathan	2004	American Economic Review	Are Emily and Greg More Employable than Lakisha and Jamal? A Field Experiment on Labor Market Discrimination	Labor	Empirical	99	0.0150	128
Lee	2008	Journal Of Econometrics	Randomized Experiments from Non-random Selection in U.S. House Elections	Metrics	Metrics	98	0.0126	58
Acemoglu, Johnson, Robinson	2001	American Economic Review	The Colonial Origins of Comparative Development: An Empirical Investigation	Misc	Empirical	98	0.0118	135
Inhens, Lemieux	2008	Journal Of Econometrics	Regression Discontinuity Designs: A Guide to Practice	Labor	Theoretical	52	0.0102	55
Ostrom	2000	Journal Of Economic Perspectives	Collective Action and the Evolution of Social Norms	Micro	Theoretical	58	0.0090	53
Miguel, Satyanath, Sengati	2004	Journal Of Political Economy	Economic Shocks and Civil Conflict: An Instrumental Variables Approach	Macro	Empirical	95	0.0087	95
Kling, Liebman, Katz	2007	Econometrica	Experimental Analysis of Neighborhood Effects	Misc	Empirical	99	0.0086	47
Ansobehere, De Figueiredo, Snyder	2003	Journal Of Economic Perspectives	Why Is There so Little Money in U.S. Politics?	Misc	Empirical	61	0.0085	77
Chattopadhyay, Duflo	2004	Econometrica	Women as Policy Makers: Evidence from a Randomized Policy Experiment in India	Dev	Empirical	98	0.0085	47
Bhattarai, Miguel	2010	Journal Of Economic Literature	Civil War	Dev	Empirical	93	0.0170	76
Sillman et al.	2015	World Development	Miserable Migrants? Natural Experiment Evidence on International Migration and Objective and Subjective Well-Being	Dev	Empirical	96	0.0122	2
Casey, Glenester, Miguel	2012	Quarterly Journal Of Economics	Reshaping Institutions: Evidence on Aid Impacts Using a Preanalysis Plan	Dev	Empirical	98	0.0092	19
Ferreira, Gyourko	2014	Journal Of Public Economics	Does Gender Matter for Political Leadership? The Case of U.S. Mayors	PF	Empirical	98	0.0085	4
Snyder, Stromberg	2010	Journal Of Political Economy	Press Coverage and Political Accountability	PF	Empirical	92	0.0084	24
Apicella, Azevedo, Christakis, Fowler	2014	American Economic Review	Evolutionary Origins of the Endowment Effect: Evidence from Hunter-Gatherers	Micro	Empirical	89	0.0072	9
Voors et al.	2012	American Economic Review	Violent Conflict and Behavior: A Field Experiment in Burundi	Dev	Empirical	85	0.0067	16
Voigtlander, Voth	2012	Quarterly Journal Of Economics	Pastor Perpetuated: The Medieval Origins of Anti-Semitic Violence in Nazi Germany	Dev	Empirical	100	0.0065	8
Berman, Shapiro, Felner	2011	Journal Of Political Economy	Can Hearts and Minds Be Bought? The Economics of Counterinsurgency in Iraq	Misc	Empirical	100	0.0063	30
Cameron, Gelbach, Miller	2011	Journal Of Business And Economic Statistics	Robust Inference with Multiway Clustering	Dev	Empirical	95	0.0063	16

Note: This table lists the 10 econ articles published each decade that were most cited by Social Science disciplines based on trunk weighted citation rates. Weighted citation rates (reported here as percentages) can be interpreted as the average across post-publication years of the weighted share of all citations from the journals in another discipline group to each paper. Columns 5 and 6 show each article's field and style classification. Column 7 shows a measure of style classification confidence between 50 and 100, with higher numbers indicating increasing confidence. Column 8 shows the raw citation count to papers on the list.

Table A4: (Continued) Economics Articles Highly Cited by Business Disciplines

Author(s) (1)	Year (2)	Journal (3)	Title (4)	Field (5)	Style (6)	Style Confidence (7)	Weighted (8)	Citations Raw (9)
Holmstrom	1979	Bell Journal Of Economics	Moral Hazard and Observability	Micro	Theoretical	86	0.0705	541
Black, Scholes	1973	Journal Of Political Economy	The Pricing of Options and Corporate Liabilities	Misc	Empirical	56	0.0616	1227
Kahneman, Tversky	1979	Econometrica	Prospect Theory: An Analysis of Decision under Risk	Misc	Theoretical	65	0.0578	1559
Heckman	1979	Econometrica	Sample Selection Bias as a Specification Error	Metrics	Metrics	87	0.0447	1205
Merton	1973	Bell Journal Of Economics	Theory of Rational Option Pricing	Misc	Theoretical	87	0.0284	550
Merton	1973	Econometrica	An Intertemporal Capital Asset Pricing Model	Misc	Theoretical	55	0.0255	422
Hausman	1978	Econometrica	Specification Tests in Econometrics	Metrics	Metrics	78	0.0209	442
Alchian, Demsetz	1972	American Economic Review	Production, Information Costs, and Economic Organization	Micro	Theoretical	66	0.0205	517
Akerlof	1970	Quarterly Journal Of Economics	The Market for Lemons: Quality Uncertainty and the Market Mechanism	Micro	Theoretical	66	0.0200	560
Klein, Crawford, Alchian	1978	Journal Of Law And Economics	Vertical Integration, Appropriate Rents, and the Competitive Contracting Process	IO	Theoretical	85	0.0188	327
White	1980	Econometrica	A Heteroskedasticity-Consistent Covariance Matrix Estimator and a Direct Test for Heteroskedasticity	Metrics	Metrics	91	0.1986	1764
Jensen	1986	American Economic Review	Agency Costs of Free Cash Flow, Corporate Finance, and Takeovers	IO	Empirical	51	0.1104	1589
Kyle	1985	Econometrica	Continuous Auctions and Insider Trading	Micro	Theoretical	97	0.0853	851
Neuey, West	1987	Econometrica	A Simple, Positive Semi-definite, Heteroskedasticity and Autocorrelation Consistent Covariance Matrix	Metrics	Metrics	90	0.0794	1235
Fama, Jensen	1983	Journal Of Law And Economics	Separation of Ownership and Control	Misc	Theoretical	75	0.0659	1028
Holmstrom, Milgrom	1987	Econometrica	Aggregation and Linearity in the Provision of Intertemporal Incentives	Micro	Theoretical	97	0.0433	159
Slaifer, Vishny	1986	Journal Of Political Economy	Large Shareholders and Corporate Control	IO	Theoretical	64	0.0425	569
Hansen	1982	Econometrica	Large Sample Properties of Generalized Method of Moments Estimators	Metrics	Metrics	79	0.0424	571
Demsetz, Lehn	1985	Journal Of Political Economy	The Structure of Corporate Ownership: Causes and Consequences	Misc	Empirical	71	0.0417	537
Fama	1980	Journal Of Political Economy	Agency Problems and the Theory of the Firm	IO	Theoretical	72	0.0387	644
La Porta et al.	1998	Journal Of Political Economy	Law and Finance	Misc	Empirical	92	0.0797	1076
Jensen, Murphy	1990	Journal Of Political Economy	Performance Pay and Top-Management Incentives	Misc	Empirical	86	0.0718	600
Holmstrom, Milgrom	1991	Journal Of Law, Economics, And Organization	Multitask Principal-Agent Analysis: Incentive Contracts, Asset Ownership, and Job Design	Micro	Theoretical	85	0.0325	189
Campbell, Cochrane	1999	Journal Of Political Economy	By Force of Habit: A Consumption-Based Explanation of Aggregate Stock Market Behavior	Misc	Empirical	79	0.0321	266
Kaplan, Zingales	1997	Quarterly Journal Of Economics	Do Investment-Cash Flow Sensitivities Provide Useful Measures of Financing Constraints	Micro	Empirical	98	0.0316	345
Rajan, Zingales	1998	American Economic Review	Financial Dependence and Growth	Micro	Empirical	73	0.0316	332
De Long et al.	1990	Journal Of Political Economy	Noise Trader Risk in Financial Markets	Misc	Theoretical	87	0.0304	334
Lang, Stulz	1994	Journal Of Political Economy	Tobin's q, Corporate Diversification, and Firm Performance	IO	Empirical	82	0.0275	306
Hermalin, Weisbach	1988	American Economic Review	Endogenously Chosen Boards of Directors and Their Monitoring of the CEO	Misc	Theoretical	90	0.0266	269
Hall, Liebman	1998	Quarterly Journal Of Economics	Are CEOs Really Paid Like Bureaucrats?	Misc	Empirical	97	0.0250	202
Gompers, Ishii, Metrick	2003	Quarterly Journal Of Economics	Corporate Governance and Equity Prices	Misc	Empirical	93	0.0751	684
Pastor, Stambaugh	2003	Journal Of Political Economy	Liquidity Risk and Expected Stock Returns	Misc	Empirical	96	0.0457	392
Al, Norton	2003	Economics Letters	Interaction Terms in Logit and Probit Models	Labor	Theoretical	75	0.0307	261
Gompers, Metrick	2001	Quarterly Journal Of Economics	Institutional Investors and Equity Prices	Misc	Empirical	90	0.0272	248
Berk, Green	2004	Journal Of Political Economy	Mutual Fund Flows and Performance in Rational Markets	Misc	Theoretical	73	0.0262	209
Bertrand, Schoor	2003	Quarterly Journal Of Economics	Managing with Style: The Effect of Managers on Firm Policies	Misc	Empirical	95	0.0251	233
Brennand, Duffie, Mullamathan	2004	Quarterly Journal Of Economics	How Much Should We Trust Differences-in-Differences Estimates?	Metrics	Metrics	98	0.0239	185
Brunnermeier	2009	Journal Of Economic Perspectives	Symposium: Early Stages of the Credit Crunch: Desperating the Liquidity and Credit Crunch 2007-2008	Misc	Empirical	98	0.0235	166
Audande, Mitchell, Stafford	2001	Journal Of Economic Perspectives	New Evidence and Perspectives on Mergers	IO	Empirical	96	0.0229	229
Mian, Sufi	2009	Quarterly Journal Of Economics	The Consequences of Mortgage Credit Expansion: Evidence from the U.S. Mortgage Default Crisis	Micro	Empirical	99	0.0229	75
Keys et al.	2010	Quarterly Journal Of Economics	Did Securitization Lead to Lax Screening? Evidence from Subprime Loans	Micro	Empirical	89	0.0222	81
Cameron, Gelbach, Miller	2011	Journal Of Business And Economic Statistics	Robust Inference with Multiway Clustering	Metrics	Metrics	77	0.0139	64
Gabaix	2012	Quarterly Journal Of Economics	Variable Rare Disasters: An Exactly Solved Framework for Ten Puzzles in Macro-finance	Micro	Empirical	98	0.0135	33
Jiang, Nelson, Voth	2014	Review Of Economics And Statistics	Liar's Loan? Effects of Origination Channel and Information Falsification on Mortgage Delinquency	Micro	Empirical	98	0.0135	7
Krishnamurthy, Vissing-jørgensen	2012	Journal Of Political Economy	The Aggregate Demand for Treasury Debt	Micro	Empirical	88	0.0124	27
Kacperczyk, Schnabl	2013	Quarterly Journal Of Economics	How Safe Are Money Market Funds?	Misc	Empirical	78	0.0124	16
Brunnermeier, Sannikov	2014	American Economic Review	A Macroeconomic Model with a Financial Sector	Micro	Empirical	51	0.0119	11
Greene	2010	Economics Letters	Testing Hypotheses about Interaction Terms in Nonlinear Models	PF	Empirical	57	0.0118	44
Malmendier, Nagel	2011	Quarterly Journal Of Economics	Depression Babes: Do Macroeconomic Experiences Affect Risk Taking?	Micro	Empirical	99	0.0118	52
Stein	2012	Quarterly Journal Of Economics	Monetary Policy as Financial Stability Regulation	Micro	Theoretical	77	0.0115	20

Note: This table lists the 10 econ articles published each decade that were most cited by Business disciplines based on trunk weighted citation rates. Weighted citation rates (reported here as percentages) can be interpreted as the average across post-publication years of all citations from the journals in another discipline group to each paper. Columns 5 and 6 show each article's field and style classification. Column 7 shows a measure of style classification confidence between 50 and 100, with higher numbers indicating increasing confidence. Column 8 shows the raw citation count to papers on the list.

Table A4: (Continued) Economics Articles Highly Cited by Mathematical Disciplines

Author(s) (1)	Year (2)	Journal (3)	Title (4)	Field (5)	Style (6)	Confidence (7)	Weighted (8)	Citations Raw (9)
Kolmman, Tversky	1979	Econometrica	Prospect Theory: An Analysis of Decision under Risk	Misc	Theoretical	65	0.0147	474
Koerner, Basset	1978	Econometrica	Regression Quantiles	Metrics	Metrics		0.0128	538
Black, Scholes	1973	Journal Of Political Economy	The Pricing of Options and Corporate Liabilities	Misc	Empirical	56	0.0086	426
Groves	1973	Econometrica	Incentives in Teams	Dev	Theoretical	76	0.0058	263
Harrison, Kreps	1979	Journal Of Economic Theory	Martingales and Arbitrage in Multiperiod Securities Markets	Misc	Theoretical	87	0.0048	88
Heckman	1979	Econometrica	Sample Selection Bias as a Specification Error	Metrics	Metrics		0.0046	210
Merton	1973	Bell Journal Of Economics	Theory of Rational Option Pricing	Misc	Theoretical	87	0.0044	149
Rothschild, Stiglitz	1970	Journal Of Economic Theory	Increasing Risk: I. A Definition	Micro	Theoretical	97	0.0044	123
Holmstrom	1979	Bell Journal Of Economics	Moral Hazard and Observability	Micro	Theoretical	86	0.0041	92
Hausman	1978	Econometrica	Specification Tests in Econometrics	Metrics	Metrics		0.0032	131
White	1982	Econometrica	Maximum Likelihood Estimation of Misspecified Models	Metrics	Metrics		0.0116	435
Engle	1982	Econometrica	Autoregressive Conditional Heteroskedasticity with Estimates of the Variance of United Kingdom Inflation	Metrics	Metrics		0.0102	529
Bollerslev	1986	Journal Of Econometrics	Generalized Autoregressive Conditional Heteroskedasticity	Metrics	Metrics		0.0096	451
Hansen	1982	Econometrica	Large Sample Properties of Generalized Method of Moments Estimators	Metrics	Metrics		0.0085	281
Geweke	1989	Econometrica	Bayesian Inference in Econometric Models Using Monte Carlo Integration	Metrics	Metrics		0.0072	158
Schmeidler	1989	Econometrica	Subjective Probability and Expected Utility without Additivity	Micro	Theoretical	98	0.0057	89
White	1980	Econometrica	A Heteroskedasticity-Consistent Covariance Matrix Estimator and a Direct Test for Heteroskedasticity	Misc	Theoretical	65	0.0051	177
Cox, Ingersoll, Ross	1985	Econometrica	A Theory of the Term Structure of Interest Rates	Micro	Theoretical	86	0.0050	118
Meade, Merrillan	1987	Journal Of Economic Literature	Auctions and Bidding	Micro	Empirical	91	0.0045	141
Hamilton	1989	Econometrica	A New Approach to the Economic Analysis of Nonstationary Time Series and the Business Cycle	Micro	Theoretical	51	0.0102	187
Tversky, Kahneman	1992	Journal Of Risk And Uncertainty	Advances in Prospect Theory: Cumulative Representation of Uncertainty	Misc	Theoretical	93	0.0087	177
Smith, Kohn	1996	Journal Of Econometrics	Nonparametric Regression Using Bayesian Variable Selection	Micro	Theoretical	89	0.0071	231
Monderer, Shapley	1996	Games And Economic Behavior	Potential Games	Metrics	Metrics		0.0052	150
Ichimura	1993	Journal Of Econometrics	Semiparametric Least Squares (SLS) and Weighted SLS Estimation of Single-Index Models	Metrics	Metrics		0.0052	127
Pollard	1991	Econometric Theory	Asymptotics for Least Absolute Deviation Regression Estimators	IO	Theoretical	78	0.0048	88
Milgrom, Roberts	1990	American Economic Review	The Economics of Modern Manufacturing: Technology, Strategy, and Organization	Misc	Theoretical	96	0.0046	34
Boyle, Broadie, Glasserman	1997	Journal Of Economic Dynamics And Control	Monte Carlo Methods for Security Pricing	Metrics	Metrics		0.0045	69
Inhens, Angrist	1994	Econometrica	Identification and Estimation of Local Average Treatment Effects	IO	Empirical	93	0.0045	54
Berry, Levinsohn, Pakes	1995	Econometrica	Automobile Prices in Market Equilibrium	Metrics	Metrics		0.0044	103
Bollerslev, Chou, Kroner	1992	Journal Of Econometrics	ARCH Modeling in Finance: A Review of the Theory and Empirical Evidence	Metrics	Metrics		0.0081	54
Fan, Fan, Lv	2008	Journal Of Econometrics	High Dimensional Covariance Matrix Estimation Using a Factor Model	Misc	Empirical	95	0.0080	78
Fischbacher	2007	Experimental Economics	Z-Tree: Zurich Toolbox for Ready-Made Economic Experiments	Micro	Theoretical	69	0.0078	89
Bagnoli, Bergstrom	2005	Economic Theory	Log-Concave Probability and Its Applications	Micro	Theoretical	94	0.0071	145
Nisan, Ronen	2001	Games And Economic Behavior	Algorithmic Mechanism Design	IO	Theoretical	77	0.0069	79
Edelman, Ostrovsky, Schwarz	2007	American Economic Review	Internet Advertising and the Generalized Second-Price Auction: Selling Billions of Dollars Worth of Keywords	Misc	Theoretical	66	0.0054	72
Duffie, Pan, Singleton	2000	Econometrica	Transform Analysis and Asset Pricing for Affine Jump-Diffusions	Micro	Theoretical	93	0.0049	53
Hart, Mas-Colell	2000	Econometrica	A Simple Adaptive Procedure Leading to Correlated Equilibrium	Labor	Empirical	53	0.0047	30
Inhens	2003	American Economic Review	Sensitivity to Exogeneity Assumptions in Program Evaluation	Metrics	Metrics		0.0047	71
Ati-Shahla	2002	Econometrica	Maximum Likelihood Estimation of Discretely Sampled Diffusions: A Closed-Form Approximation Approach	Micro	Theoretical	78	0.0047	47
Roughgarden, Tardos	2004	Games And Economic Behavior	Bounding the Inefficiency of Equilibria in Nonatomic Congestion Games	Micro	Theoretical	59	0.0122	2
Aceoglu, Ozdaglar, Tabbaz-Salehi	2015	American Economic Review	Systemic Risk and Stability in Financial Networks	Micro	Theoretical	95	0.0095	2
Roughgarden, Schoppmann	2015	Journal Of Economic Theory	Local Smoothness and the Price of Anarchy in Splittable Congestion Games	Micro	Theoretical	88	0.0095	2
Cole et al.	2015	Games And Economic Behavior	Decentralized Utilitarian Mechanisms for Scheduling Games	Micro	Theoretical	94	0.0095	2
Caragiannis et al.	2015	Journal Of Economic Theory	Bounding the Inefficiency of Outcomes in Generalized Second Price Auctions	Micro	Theoretical	95	0.0095	2
Bresis, Chawla, Kleinberg, Weinberg	2015	Journal Of Economic Theory	Pricing Lotteries	Metrics	Metrics		0.0069	6
Belloni, Chernozhukov, Hansen	2014	Review Of Economic Studies	Inference on Treatment Effects after Selection among High-Dimensional Controls	Metrics	Metrics		0.0061	2
Wright, Wong	2014	International Economic Review	Buyers, Sellers, and Middlemen: Variations on Search-Theoretic Themes	Micro	Theoretical	83	0.0061	2
Origon, Verhoven	2014	Review Of Economics And Statistics	Nested Logit or Random Coefficients Logit? A Comparison of Alternative Discrete Choice Models of Product Differentiation	IO	Empirical	52	0.0061	2
Dacorals	2014	American Economic Journal: Applied Economics	Awarding Price, Contract Performance, and Bid Screening: Evidence from Procurement Auctions	Misc	Empirical	98	0.0061	2
Zhu, Li	2015	Journal Of Business And Economic Statistics	A New Pearson-Type QMLE for Conditionally Heteroskedastic Models	Metrics	Metrics		0.0054	2

Note: This table lists the 10 econ articles published each decade that were most cited by Mathematical Disciplines based on trunk weighted citation rates. Weighted citation rates (reported here as percentages) can be interpreted as the average across post-publication years of the weighted share of all citations from the journals in another discipline group to each paper. Columns 5 and 6 show each article's field and style classification. Column 7 shows a measure of style classification confidence between 50 and 100, with higher numbers indicating increasing confidence. Column 8 shows the raw citation count to papers on the list.

Table A4: (Continued) Economics Articles Highly Cited by Other Disciplines

Author(s) (1)	Year (2)	Journal (3)	Title (4)	Field (5)	Style (6)	Confidence (7)	Weighted (8)	Raw (9)	Citations
Kahneman, Tversky	1979	Econometrica	Prospect Theory: An Analysis of Decision under Risk	Misc	Theoretical	65	0.0013	208	
Heckman	1979	Econometrica	Sample Selection Bias as a Specification Error	Metrics	Metrics		0.0009	113	
Hausman	1978	Econometrica	Specification Tests in Econometrics	Metrics	Metrics		0.0009	90	
Grossman	1972	Journal Of Political Economy	On the Concept of Health Capital and the Demand for Health	PF	Empirical	76	0.0006	96	
Blinder	1973	Journal Of Human Resources	Wage Discrimination: Reduced Form and Structural Estimates	PF	Empirical	72	0.0004	48	
Heckman	1976	Annals Of Economic And Social Measurement	The Common Structure of Statistical Models of Truncation, Sample Selection and Limited Dependent Variables and a Simple Estimator for Such Models	Metrics	Metrics		0.0003	26	
Koenker, Bassett	1978	Econometrica	Regression Quantiles	Metrics	Metrics		0.0003	50	
Kehrer, Wolin	1979	Journal Of Human Resources	Impact of Income Maintenance on Low Birth Weight: Evidence From the Gary Experiment	Labo	Empirical	98	0.0002	16	
Akerlof	1970	Quarterly Journal Of Economics	The Market for Lemons: Quality Uncertainty and the Market Mechanism	Micro	Theoretical	66	0.0002	41	
Shoan, Mitchell, Cromwell	1978	Journal Of Human Resources	Physician Participation in State Medicaid Programs	Labo	Empirical	92	0.0002	20	
White	1980	Econometrica	A Heteroskedasticity-Consistent Covariance Matrix Estimator and a Direct Test for Heteroskedasticity	Metrics	Metrics		0.0024	334	
Lewit, Coate, Grossman	1981	Journal Of Law And Economics	The Effects of Government Regulation on Teenage Smoking	PF	Empirical	89	0.0013	46	
Manning	1987	American Economic Review	Health Insurance and the Demand for Medical Care: Evidence from a Randomized Experiment	PF	Empirical	99	0.0012	119	
White	1982	Econometrica	Maximum Likelihood Estimation of Misspecified Models	Metrics	Metrics		0.0009	101	
Becker, Murphy	1988	Journal Of Political Economy	A Theory of Rational Addiction	Micro	Theoretical	87	0.0007	54	
Guth, Schimberg, Schwarz	1982	Journal Of Economic Behavior And Organization	An Experimental Analysis of Ultimatum Bargaining	Micro	Empirical	79	0.0004	50	
Mayer, Jencks	1989	Journal Of Human Resources	Poverty and the Distribution of Material Hardship	Labo	Empirical	54	0.0004	18	
Rosenzweig, Schultz	1983	Journal Of Political Economy	Estimating a Household Production Function: Heterogeneity, the Demand for Health Inputs, and Their Effects on Birth Weight	Misc	Empirical	95	0.0004	17	
Halvorsen, Palquist	1980	American Economic Review	The Interpretation of Dummy Variables in Semilogarithmic Equations	Misc	Theoretical	92	0.0003	37	
Long, Settle, Stuart	1986	Journal Of Health Economics	Reimbursement and Access to Physicians' Services under Medicaid	Labo	Empirical	68	0.0003	14	
Juster, Suzman	1995	Journal Of Human Resources	An Overview of the Health and Retirement Study	Labo	Empirical	99	0.0018	111	
Wasserman et al.	1991	Journal Of Health Economics	The Effects of Excise Taxes and Regulations on Cigarette Smoking	PF	Empirical	94	0.0016	53	
Staiger, Stock	1997	Econometrica	Instrumental Variables Regression with Weak Instruments	Metrics	Metrics		0.0015	85	
Fehr, Schmidt	1999	Quarterly Journal Of Economics	A Theory of Fairness, Competition, and Cooperation	Micro	Theoretical	86	0.0014	75	
Smith	1999	Journal Of Economic Perspectives	Healthy Bodies and Thick Wallets: The Dual Relation between Health and Economic Status	PF	Empirical	94	0.0012	60	
Van Doorslaer et al.	1997	Journal Of Health Economics	Income-Related Inequalities in Health: Some International Comparisons	PF	Empirical	97	0.0012	57	
Kakwani, Wagstaff, Van Doorslaer	1997	Journal Of Econometrics	Socioeconomic Inequalities in Health: Measurement, Computation, and Statistical Inference	Metrics	Metrics		0.0011	63	
Becker, Grossman, Murphy	1994	American Economic Review	An Empirical Analysis of Cigarette Addiction	PF	Empirical	93	0.0009	24	
Manning	1998	Journal Of Health Economics	The Logged Dependent Variable, Heteroskedasticity, and the Retransformation Problem	Metrics	Metrics		0.0008	82	
Fitzgerald, Gottschalk, Moffitt	1998	Journal Of Human Resources	An Analysis of Sample Attrition in Panel Data: The Michigan Panel Study of Income Dynamics	Labo	Empirical	92	0.0008	23	
Rohm	2000	Quarterly Journal Of Economics	Are Recession Good for Your Health?	PF	Empirical	95	0.0028	120	
Dinasi, Hansen, Grabowski	2003	Journal Of Health Economics	The Price of Innovation: New Estimates of Drug Development Costs	PF	Empirical	98	0.0023	143	
Case, Fertig, Paxson	2003	Journal Of Health Economics	The Lasting Impact of Childhood Health and Circumstance	PF	Empirical	98	0.0021	74	
Bertrand, Duflo, Mullainathan	2004	Quarterly Journal Of Economics	How Much Should We Trust Differences-in-Differences Estimates?	Metrics	Metrics		0.0020	64	
Lleras-muney	2005	Review Of Economic Studies	The Relationship between Education and Adult Mortality in the United States	Misc	Empirical	97	0.0019	66	
Kling, Liebman, Katz	2007	Econometrica	Experimental Analysis of Neighborhood Effects	Misc	Empirical	99	0.0019	38	
Case, Lubotzky, Paxson	2002	American Economic Review	Economic Status and Health in Childhood: The Origins of the Gradient	PF	Empirical	94	0.0018	73	
Siffer, Chaloupka	2000	Journal Of Health Economics	The Effect of Tobacco Advertising Bans on Tobacco Consumption	PF	Empirical	99	0.0017	40	
Farely, Pechback, Chaloupka	2003	Journal Of Health Economics	The Impact of Tobacco Control Program Expenditures on Aggregate Cigarette Sales: 1981-2000	PF	Empirical	99	0.0017	40	
Sullivan, Von Wachter	2009	Quarterly Journal Of Economics	Job Displacement and Mortality: An Analysis Using Administrative Data	Labo	Empirical	96	0.0016	22	
Finkelstein et al.	2012	Quarterly Journal Of Economics	The Oregon Health Insurance Experiment: Evidence from the First Year	PF	Empirical	99	0.0045	49	
Cutler, Lleras-Muney	2010	Journal Of Health Economics	Understanding Differences in Health Behaviors by Education	PF	Empirical	92	0.0021	52	
Howard et al.	2015	Journal Of Economic Perspectives	Pricing in the Market for Anticancer Drugs	PF	Empirical	96	0.0018	6	
Cameron, Miller	2015	Journal Of Human Resources	A Practitioner's Guide to Cluster-Robust Inference	Metrics	Metrics	93	0.0015	2	
Kjallson, Gerthman	2013	Journal Of Health Economics	On Correcting the Concentration Index for Binary Variables	PF	Empirical		0.0015	6	
Anderson, Hansen, Rees	2013	Journal Of Law And Economics	Medical Marijuana Laws, Traffic Fatalities, and Alcohol Consumption	PF	Empirical	96	0.0014	10	
Merriman	2010	American Economic Journal: Economic Policy	The Micro-geography of Tax Avoidance: Evidence from Littered Cigarette Packs in Chicago	PF	Empirical	83	0.0013	15	
Abaluck, Gruber	2011	American Economic Review	Choice Inconsistencies among the Elderly: Evidence from Plan Choice in the Medicare Part D Program	Micro	Empirical	96	0.0013	19	
Angrist, Pischke	2009	Journal Of Economic Perspectives	The Credibility Revolution in Empirical Economics: How Better Research Design Is Taking the Con out of Econometrics	Misc	Empirical	94	0.0013	12	
Augsburg et al.	2015	American Economic Journal: Applied Economics	The Impacts of Microcredit: Evidence from Bosnia and Herzegovina	Dev	Empirical	100	0.0012	2	

Note: This table lists the 10 econ articles published each decade that were most cited by other disciplines based on trunk weighted citation rates. Weighted citation rates (reported here as percentages) can be interpreted as the average across post-publication years of the weighted share of all citations from the journals in another discipline group to each paper. Columns 5 and 6 show each article's field and style classification. Column 7 shows a measure of style classification confidence between 50 and 100, with higher numbers indicating increasing confidence. Column 8 shows the raw citation count to papers on the list.

## Additional References

- Angrist, Joshua, Pierre Azoulay, Glenn Ellison, Ryan Hill, and Susan Feng Lu.** 2017. “Economic Research Evolves: Fields and Styles.” American Economic Review, 107(5): 293–297.
- Bird, Steven, Ewan Klein, and Edward Loper.** 2009. Natural Language Processing with Python. Sebastopol, CA:O’Reilly Media, Inc.
- Bishop, Christopher M.** 2006. Pattern Recognition and Machine Learning. Springer.
- Blei, David M, Andrew Y Ng, and Michael I Jordan.** 2003. “Latent Dirichlet Allocation.” Journal of Machine Learning Research, 3(Jan): 993–1022.
- Breiman, Leo.** 2001. “Random Forests.” Machine Learning, 45(1): 5–32.
- Chen, Mengen, Xiaoming Jin, and Dou Shen.** 2011. “Short Text Classification Improved by Learning Multi-Granularity Topics.” Proceedings of the Twenty-Second International Joint Conference on Artificial Intelligence, 3: 1776–1781.
- Ellison, Glenn.** 2002. “The Slowdown of the Economics Publishing Process.” Journal of Political Economy, 110(5): 947–993.
- Kamenica, Emir, and Matthew Gentzkow.** 2011. “Bayesian Persuasion.” American Economic Review, 101(6): 2590–2615.
- Kim, Yoon.** 2014. “Convolutional Neural Networks for Sentence Classification.” Proceedings of the 2014 Conference on Empirical Methods in Natural Language Processing, 1746–1751.
- Morales, Jose Ignacio Velarde.** 2017. “Classification of Economics Research Articles.” Manuscript, MIT Department of Economics, August.
- Pedregosa, Fabian, Gaël Varoquaux, Alexandre Gramfort, Vincent Michel, Bertrand Thirion, Olivier Grisel, Mathieu Blondel, Peter Prettenhofer, Ron Weiss, and Vincent Dubourg.** 2011. “Scikit-learn: Machine Learning in Python.” Journal of Machine Learning Research, 12: 2825–2830.
- Wu, Ho Chung, Robert Wing Pong Luk, Kam Fai Wong, and Kui Lam Kwok.** 2008. “Interpreting TF-IDF Term Weights as Making Relevance Decisions.” ACM Transactions on Information Systems (TOIS), 26(3): 13.